

DRAFT

Student
Feedback
Class of 2020

Tripura University

(A Central University)

Suryamaninagar, Tripura-799022



A handwritten signature in blue ink, appearing to read "B. Prapathy".

Director
IQAC, Tripura University
Agartala-799022, Tripura.

Online Survey Report

Introduction

The students are the most important stakeholders of any Higher Education systems. Both internal quality assurance and external quality assurance largely depends on the interest and participation of students at all levels in in the University. We need to ensure that students have a voice at various decisions making processes, and the views of students are to be considered as the primary evidence on which University shall act upon.

Considering the COVID-19 situation this survey was conducted online using the University LMS and Google form. Anonymity of the respondent was maintained and the time frame was chosen so that the students can give their feedback on their overall stay in this University. The online survey was conducted among final semester students of the Tripura University. Out of 1249 students of the final semester a total of 953 students participated in the survey. The survey form was circulated among the students after completion of their final semester examination. The survey was opened for 10 days (24/09/2020 – 03/10/2020) to receive the feedback from students. The questionnaire comprising 44 questions covering major aspects like 1. Course Content, 2. Teaching Learning Process, 3. Curriculum /Syllabus / Evaluation process, 4. Library/ Sports/others, 5. Administration etc. were asked and all were made optional for responses. Scoring was done on three to five point scales depending on the suitability of respondent's ease of perception. Question were on the following aspects-

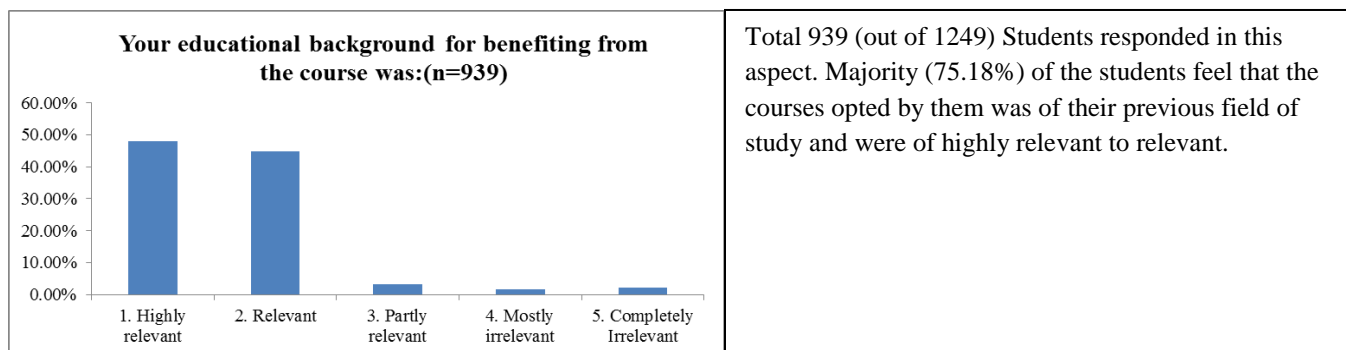
Teachers' knowledge , communication ability, punctuality to the class, preparedness for the classes , encouragement for participation and discussion in classes, attention to academically weaker students, friendly and helpful attitude, evaluation Process etc.

Completion and way of syllabus covered, Opinion about the library resources, Availability of reading materials, Internal assessment system, Feel on the programme studied.

Student-teacher relationship in the University as a whole, in the department. Hostel facilities, health care facilities, extracurricular activities, Sports facilities etc.

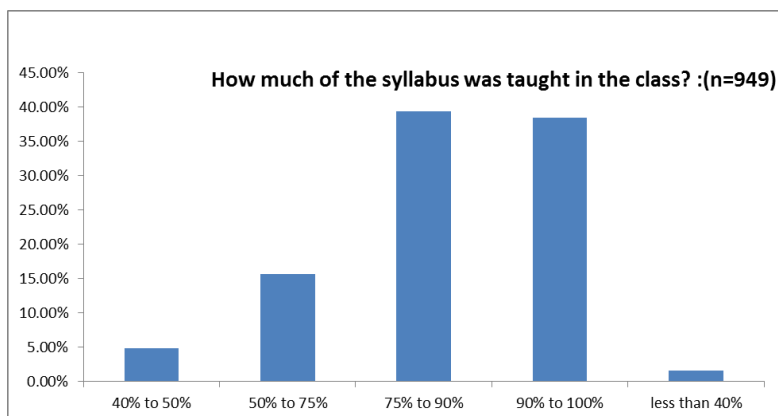
The quality parameters of the institution in the above criteria's are being analyzed to find status of quality profile for the year in relation to vision of the University. The findings shall help the University to introspect on the strengths and weaknesses and strategize for future improvement in the profile of the University.

Title: Suitability of respondent's educational background for the course studied



Name of the Department	Total respondent (n)	Highly relevant	Relevant	Partly relevant	Mostly irrelevant	Completely Irrelevant	Performance Index (Out of 5 Point scale)
		Values are in percent					
Bengali	67	2.98	3.73	0.00	0.11	0.32	4.25
Botany	26	1.49	1.28	0.00	0.00	0.00	4.54
Business Management	46	2.77	1.81	0.11	0.11	0.11	4.43
Centre for Tribal Languages	1	0.00	0.11	0.00	0.00	0.00	4.00
Chemical and Polymer Engineering	2	0.00	0.11	0.11	0.00	0.00	3.50
Chemistry	26	1.60	1.17	0.00	0.00	0.00	4.58
Commerce	33	2.24	0.85	0.32	0.11	0.00	4.48
Computer Science & Engineering	11	0.32	0.64	0.11	0.00	0.11	3.91
Economics	23	0.96	1.38	0.11	0.00	0.00	4.35
Education	16	1.49	0.21	0.00	0.00	0.00	4.88
Electrical Engineering	12	0.32	0.85	0.11	0.00	0.00	4.17
Electronics and Communication Engineering	12	0.64	0.64	0.00	0.00	0.00	4.50
English	64	3.30	3.30	0.21	0.00	0.00	4.45
Fine Arts	4	0.32	0.11	0.00	0.00	0.00	4.75
Forestry and Biodiversity	15	1.17	0.43	0.00	0.00	0.00	4.73
Geography and Disaster Management	18	0.85	0.96	0.00	0.00	0.11	4.28
Hindi	2	0.11	0.11	0.00	0.00	0.00	4.50
History	47	2.56	2.24	0.21	0.00	0.00	4.47
Human Physiology	15	1.06	0.43	0.00	0.00	0.11	4.47
IMD	76	2.56	4.79	0.53	0.21	0.00	4.20
Information Technology	7	0.11	0.53	0.00	0.00	0.11	3.71
Journalism and Mass Communication	1	0.00	0.00	0.00	0.00	0.11	1.00
Kokborok	44	1.92	2.02	0.32	0.21	0.21	4.11
Library and Information Science	35	1.81	1.38	0.11	0.21	0.21	4.17
Linguistics and Tribal Languages	10	0.64	0.43	0.00	0.00	0.00	4.60
Material Science and Engineering	3	0.11	0.21	0.00	0.00	0.00	4.33
Mathematics	27	0.96	1.70	0.00	0.11	0.11	4.15
Microbiology	14	0.85	0.53	0.11	0.00	0.00	4.50
Molecular Biology and Bioinformatics	12	0.53	0.75	0.00	0.00	0.00	4.42
Music	21	1.49	0.64	0.00	0.00	0.11	4.52
Philosophy	28	1.49	1.38	0.00	0.00	0.11	4.39
Physical Education	28	1.81	1.06	0.00	0.11	0.00	4.54
Physics	25	2.13	0.43	0.00	0.00	0.11	4.68
Political Science	57	2.02	3.19	0.21	0.43	0.21	4.05
Psychology	10	0.43	0.53	0.00	0.11	0.00	4.20
Rural studies	34	2.24	1.06	0.32	0.00	0.00	4.53
Sanskrit	24	1.06	1.28	0.00	0.00	0.21	4.17
Sociology	12	0.21	1.06	0.00	0.00	0.00	4.17
Statistics	8	0.11	0.43	0.32	0.00	0.00	3.75
Zoology	23	1.28	1.06	0.11	0.00	0.00	4.48
Grand Total	939	47.92	44.83	3.30	1.70	2.24	4.35

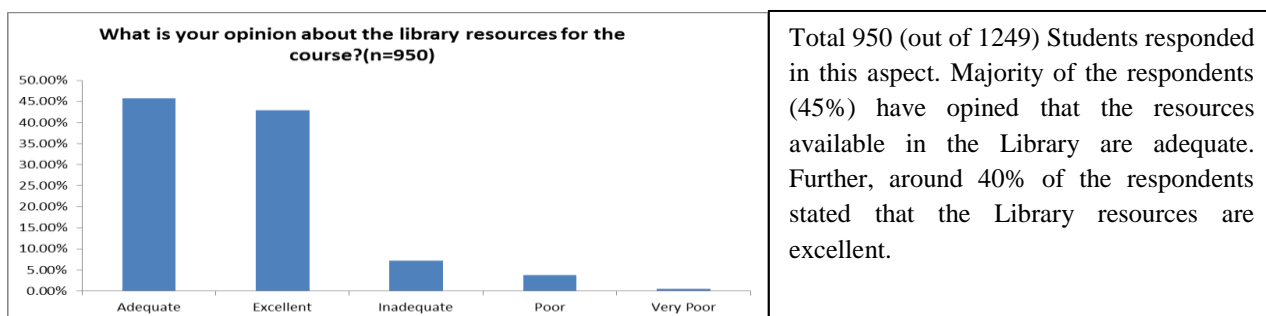
Title: Syllabus Coverage in the Class



Total 949 (out of 1249) Students responded in this aspect. Majority (around 80%) of the students feel that 75 to 100 percent of the syllabus was covered in the class.

Name of the Department	Total respondent (n)	40 to 50	50 to 75	75 to 90	90 to 100	less than 40	Performance Index (Out of 5 Point scale)
		Values are in percent					
Bengali	68	2.94	26.47	41.18	27.94	1.47	3.01
Botany	26	3.85	23.08	34.62	38.46	0.00	2.92
Business management	46	4.35	13.04	36.96	45.65	0.00	2.76
Centre for Tribal languages	1	0.00	100.00	0.00	0.00	0.00	4.00
Chemical and Polymer Engineering	2	0.00	50.00	50.00	0.00	0.00	3.50
Chemistry	26	0.00	15.38	57.69	26.92	0.00	2.88
Commerce	33	6.06	18.18	30.30	42.42	3.03	2.82
Computer Science & Engineering	11	9.09	0.00	45.45	45.45	0.00	2.73
Economics	23	0.00	8.70	60.87	30.43	0.00	2.78
Education	16	6.25	6.25	25.00	62.50	0.00	2.56
Electrical Engineering	13	7.69	15.38	53.85	23.08	0.00	3.08
Electronics and Communication Engineering	12	8.33	0.00	0.00	83.33	8.33	2.17
English	64	0.00	14.06	50.00	35.94	0.00	2.78
Fine Arts	4	0.00	0.00	50.00	50.00	0.00	2.50
Forestry and Biodiversity	16	12.50	12.50	18.75	56.25	0.00	2.81
Geography and Disaster Management	18	5.56	11.11	38.89	38.89	5.56	2.72
Hindi	2	0.00	0.00	100.00	0.00	0.00	3.00
History	47	10.64	17.02	40.43	29.79	2.13	3.04
Human Physiology	15	0.00	6.67	20.00	73.33	0.00	2.33
IMD	76	5.26	22.37	39.47	31.58	1.32	2.99
Information Technology	7	0.00	14.29	28.57	57.14	0.00	2.57
Journalism and Mass Communication	1	0.00	100.00	0.00	0.00	0.00	4.00
Kokborok	44	13.64	25.00	31.82	27.27	2.27	3.20
Library and Information Science	37	8.11	21.62	27.03	35.14	8.11	2.86
Linguistics and Tribal Languages	10	0.00	0.00	30.00	70.00	0.00	2.30
Material Science and Engineering	3	0.00	0.00	33.33	66.67	0.00	2.33
Mathematics	29	0.00	10.34	48.28	37.93	3.45	2.66
Microbiology	14	0.00	7.14	50.00	42.86	0.00	2.64
Molecular Biology and Bioinformatics	12	0.00	0.00	50.00	50.00	0.00	2.50
Music	21	0.00	14.29	23.81	61.90	0.00	2.52
Philosophy	29	3.45	10.34	41.38	44.83	0.00	2.72
Physical Education	28	10.71	21.43	50.00	14.29	3.57	3.21
Physics	26	0.00	19.23	53.85	23.08	3.85	2.88
Political Science	57	0.00	7.02	43.86	45.61	3.51	2.54
Psychology	10	10.00	0.00	40.00	50.00	0.00	2.70
Rural studies	35	14.29	20.00	17.14	48.57	0.00	3.00
Sanskrit	24	4.17	16.67	50.00	29.17	0.00	2.96
Sociology	12	0.00	25.00	33.33	41.67	0.00	2.83
Statistics	8	12.50	12.50	62.50	12.50	0.00	3.25
Zoology	23	8.70	8.70	34.78	47.83	0.00	2.78
Grand Total	949	4.85	15.70	39.41	38.46	1.58	2.84

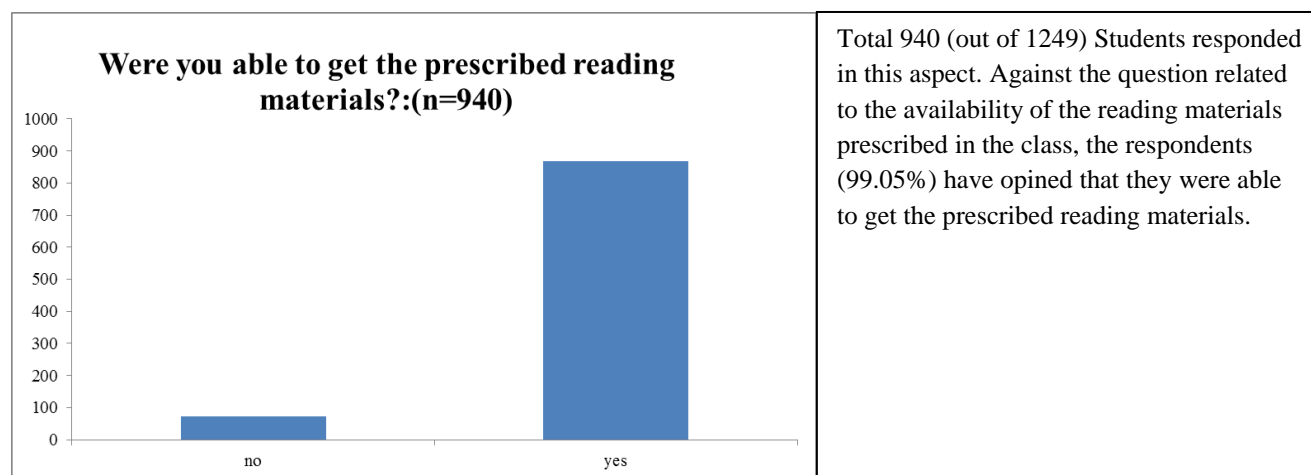
Title: Status of Library Resources



Total 950 (out of 1249) Students responded in this aspect. Majority of the respondents (45%) have opined that the resources available in the Library are adequate. Further, around 40% of the respondents stated that the Library resources are excellent.

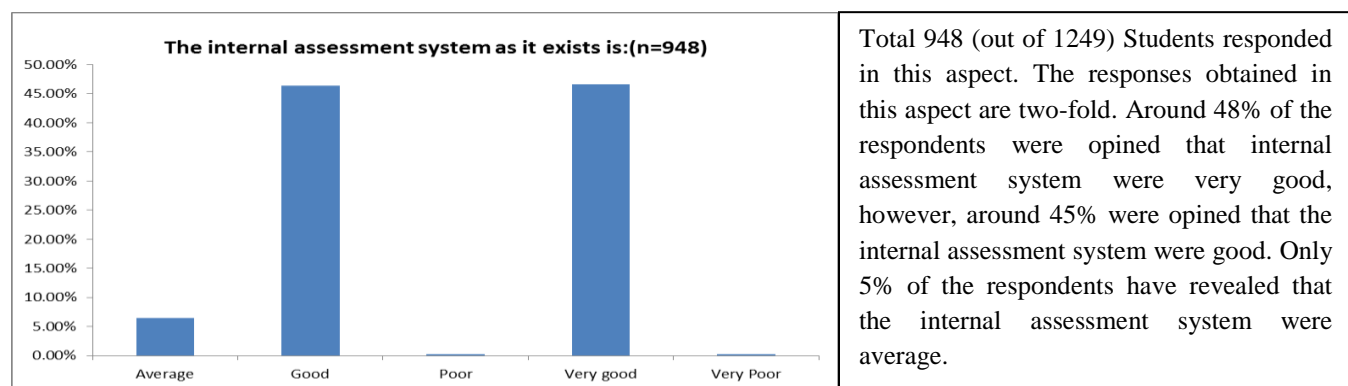
Name of the Department	Total respondent (n)	Adequate	Excellent	Inadequate	Poor	Very Poor	Performance Index(Out of 5 Point scale)
Bengali	68	1.58	4.95	0.21	0.42	0.00	4.07
Botany	26	1.68	0.53	0.42	0.11	0.00	4.38
Business management	46	2.42	1.79	0.53	0.11	0.00	4.35
Centre for Tribal languages	1	0.00	0.00	0.11	0.00	0.00	3.00
Chemical and Polymer Engineering	2	0.11	0.00	0.00	0.11	0.00	3.50
Chemistry	26	0.95	1.58	0.11	0.11	0.00	4.23
Commerce	33	1.05	2.00	0.21	0.11	0.11	4.09
Computer Science & Engineering	11	0.63	0.53	0.00	0.00	0.00	4.55
Economics	23	1.4	0.84	0.11	0.00	0.00	4.57
Education	16	0.74	0.84	0.11	0.00	0.00	4.38
Electrical Engineering	13	0.74	0.42	0.00	0.21	0.00	4.23
Electronics and Communication Engineering	12	0.63	0.53	0.11	0.00	0.00	4.42
English	64	3.47	2.32	0.74	0.21	0.00	4.34
Fine Arts	4	0.21	0.21	0.00	0.00	0.00	4.50
Forestry and Biodiversity	16	0.53	0.53	0.53	0.11	0.00	3.88
Geography and Disaster Management	18	1.16	0.32	0.11	0.21	0.11	4.17
Hindi	2	0.11	0.1	0.00	0.00	0.00	4.50
History	47	2.32	2.42	0.11	0.11	0.00	4.40
Human Physiology	15	1.16	0.32	0.11	0.00	0.00	4.67
IMD	77	4.53	2.84	0.21	0.42	0.11	4.39
Information Technology	7	0.53	0.21	0.00	0.00	0.00	4.71
Journalism and Mass Communication	1	0.11	0.00	0.00	0.00	0.00	5.00
Kokborok	44	1.26	2.32	0.74	0.32	0.00	3.98
Library and Information Science	37	1.89	1.79	0.11	0.11	0.00	4.41
Linguistics and Tribal Languages	10	0.53	0.42	0.00	0.11	0.00	4.30
Material Science and Engineering	3	0.32	0.00	0.00	0.00	0.00	5.00
Mathematics	29	1.26	1.26	0.21	0.32	0.00	4.14
Microbiology	14	1.05	0.42	0.00	0.00	0.00	4.71
Molecular Biology and Bioinformatics	12	0.42	0.84	0.00	0.00	0.00	4.33
Music	22	0.53	1.58	0.11	0.00	0.11	4.05
Philosophy	29	1.58	1.37	0.11	0.00	0.00	4.48
Physical Education	28	2.00	0.32	0.63	0.00	0.00	4.46
Physics	26	0.63	1.37	0.63	0.00	0.11	3.88
Political Science	57	2.53	2.95	0.32	0.21	0.00	4.30
Psychology	9	0.63	0.11	0.11	0.11	0.00	4.33
Rural studies	35	0.84	2.42	0.32	0.11	0.00	4.09
Sanskrit	24	1.47	1.05	0.00	0.00	0.00	4.58
Sociology	12	0.95	0.21	0.11	0.00	0.00	4.67
Statistics	8	0.21	0.32	0.00	0.32	0.00	3.50
Zoology	23	1.47	0.84	0.11	0.00	0.00	4.57
Grand Total	950	45.68	42.84	7.16	3.79	0.53	4.29

Title: Ability in prescribing reading materials



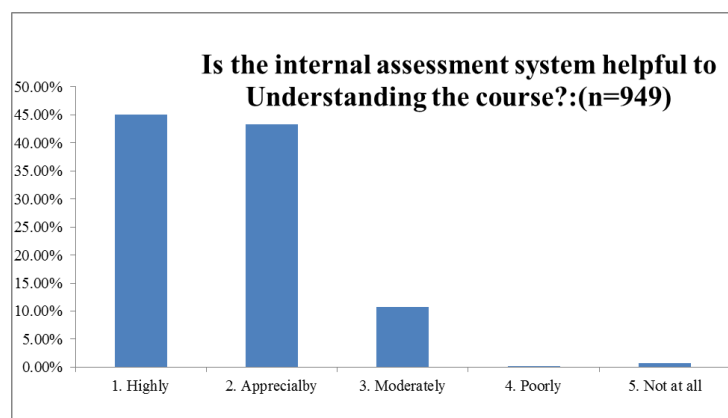
Name of the Department	Total respondent (n)	No	Yes	Performance Index (Out of 2 Point scale)
		Values are in percent		
Bengali	68	5.88	94.12	1.1
Botany	25	4.00	96.00	1.0
Business management	45	6.67	93.33	1.1
Centre for Tribal languages	1	0.00	100.00	1.0
Chemical and Polymer Engineering	2	50.00	50.00	1.5
Chemistry	26	7.69	92.31	1.1
Commerce	33	15.15	84.85	1.2
Computer Science & Engineering	11	0.00	100.00	1.0
Economics	23	4.35	95.65	1.0
Education	16	0.00	100.00	1.0
Electrical Engineering	11	27.27	72.73	1.3
Electronics and Communication Engineering	12	0.00	100.00	1.0
English	64	4.69	95.31	1.0
Fine Arts	4	0.00	100.00	1.0
Forestry and Biodiversity	16	18.75	81.25	1.2
Geography and Disaster Management	18	16.67	83.33	1.2
Hindi	2	0.00	100.00	1.0
History	47	6.38	93.62	1.1
Human Physiology	15	0.00	100.00	1.0
IMD	75	5.33	94.67	1.1
Information Technology	7	0.00	100.00	1.0
Journalism and Mass Communication	1	0.00	100.00	1.0
Kokborok	43	9.30	90.70	1.1
Library and Information Science	37	8.11	91.89	1.1
Linguistics and Tribal Languages	10	20.00	80.00	1.2
Material Science and Engineering	3	33.33	66.67	1.3
Mathematics	28	17.86	82.14	1.2
Microbiology	14	21.43	78.57	1.2
Molecular Biology and Bioinformatics	12	0.00	100.00	1.0
Music	21	9.52	90.48	1.1
Philosophy	28	3.57	96.43	1.0
Physical Education	28	14.29	85.71	1.1
Physics	26	15.38	84.62	1.2
Political Science	57	3.51	96.49	1.0
Psychology	10	0.00	100.00	1.0
Rural studies	35	5.71	94.29	1.1
Sanskrit	24	0.00	100.00	1.0
Sociology	12	0.00	100.00	1.0
Statistics	7	28.57	71.43	1.3
Zoology	23	4.35	95.65	1.0
Grand Total	940	7.66	92.34	1.1

Title: Existence of Internal Assessment



Name of the Department	Total respondent (n)	Average	Good	Poor	Very good	Very Poor	Performance Index (Out of 5 point scale)
		Values are in percent					
Bengali	68	1.47	42.65	0.00	55.88	0.00	2.90
Botany	26	7.69	61.54	0.00	30.77	0.00	3.46
Business Management	46	4.35	45.65	0.00	50.00	0.00	3.04
Centre for Tribal Languages	1	0.00	100.00	0.00	0.00	0.00	4.00
Chemical and Polymer Engineering	2	50.00	0.00	0.00	50.00	0.00	3.50
Chemistry	26	0.00	26.92	0.00	73.08	0.00	2.54
Commerce	32	3.13	40.63	0.00	56.25	0.00	2.91
Computer Science & Engineering	11	18.18	45.45	0.00	36.36	0.00	3.45
Economics	23	8.70	65.22	0.00	26.09	0.00	3.57
Education	16	0.00	50.00	0.00	50.00	0.00	3.00
Electrical Engineering	12	33.33	41.67	0.00	16.67	8.33	3.75
Electronics and Communication Engineering	12	0.00	33.33	0.00	66.67	0.00	2.67
English	64	6.25	48.44	0.00	45.31	0.00	3.16
Fine Arts	4	0.00	50.00	0.00	50.00	0.00	3.00
Forestry and Biodiversity	16	0.00	31.25	0.00	68.75	0.00	2.63
Geography and Disaster Management	18	0.00	66.67	0.00	33.33	0.00	3.33
Hindi	2	0.00	0.00	0.00	100.00	0.00	2.00
History	47	8.51	42.55	0.00	48.94	0.00	3.11
Human Physiology	15	6.67	13.33	0.00	80.00	0.00	2.47
IMD	77	10.39	55.84	0.00	33.77	0.00	3.43
Information Technology	7	14.29	57.14	0.00	28.57	0.00	3.57
Journalism and Mass Communication	1	0.00	100.00	0.00	0.00	0.00	4.00
Kokborok	44	6.82	54.55	4.55	34.09	0.00	3.34
Library and Information Science	37	2.70	62.16	0.00	35.14	0.00	3.32
Linguistics and Tribal Languages	10	0.00	50.00	0.00	50.00	0.00	3.00
Material Science and Engineering	3	0.00	100.00	0.00	0.00	0.00	4.00
Mathematics	29	10.34	41.38	3.45	44.83	0.00	3.17
Microbiology	14	7.14	50.00	0.00	42.86	0.00	3.21
Molecular Biology and Bioinformatics	12	8.33	25.00	0.00	66.67	0.00	2.75
Music	21	0.00	19.05	0.00	80.95	0.00	2.38
Philosophy	29	0.00	44.83	0.00	55.17	0.00	2.90
Physical Education	28	32.14	50.00	0.00	17.86	0.00	3.96
Physics	26	3.85	30.77	0.00	61.54	3.85	2.69
Political Science	57	5.26	52.63	0.00	42.11	0.00	3.21
Psychology	10	10.00	40.00	0.00	50.00	0.00	3.10
Rural studies	35	8.57	34.29	0.00	57.14	0.00	2.94
Sanskrit	24	0.00	50.00	0.00	50.00	0.00	3.00
Sociology	12	8.33	75.00	0.00	16.67	0.00	3.75
Statistics	8	12.50	25.00	0.00	62.50	0.00	2.88
Zoology	23	0.00	47.83	0.00	52.17	0.00	2.96
Grand Total	948	6.43	46.41	0.32	46.62	0.21	3.12

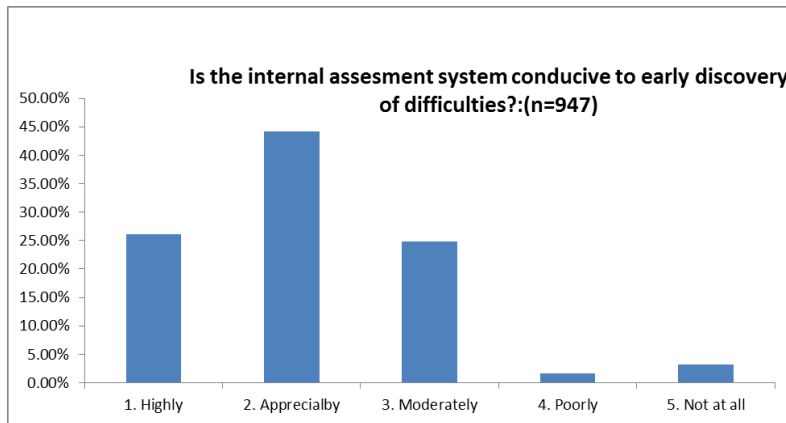
Title: Understanding the course with the help of Internal Assessment



Total 949 (out of 1249) Students responded in this aspect. The responses on the issue related to the importance of internal assessment in understanding the course, the responses were mostly came in the categories of high (45%) and appreciably (43%). Around 10% have opined that internal assessment helps in understanding the course.

Name of the Department	Total respondent (n)	Highly	Appreciably	Moderately	Poorly	Not at all	Performance Index (Out of 5 Point scale)
		Values are in percent					
Bengali	68	55.88	38.24	4.41	0.00	1.47	4.47
Botany	26	23.08	69.23	7.69	0.00	0.00	4.15
Business management	46	47.83	41.30	10.87	0.00	0.00	4.37
Centre for Tribal languages	1	0.00	100.00	0.00	0.00	0.00	4.00
Chemical and Polymer Engineering	2	50.00	0.00	50.00	0.00	0.00	4.00
Chemistry	26	61.54	34.62	3.85	0.00	0.00	4.58
Commerce	33	48.48	42.42	9.09	0.00	0.00	4.39
Computer Science & Engineering	11	45.45	36.36	18.18	0.00	0.00	4.27
Economics	23	30.43	56.52	13.04	0.00	0.00	4.17
Education	16	68.75	25.00	6.25	0.00	0.00	4.63
Electrical Engineering	13	38.46	30.77	23.08	0.00	7.69	3.92
Electronics and Communication Engineering	12	66.67	33.33	0.00	0.00	0.00	4.67
English	64	45.31	43.75	10.94	0.00	0.00	4.34
Fine Arts	4	75.00	25.00	0.00	0.00	0.00	4.75
Forestry and Biodiversity	16	68.75	31.25	0.00	0.00	0.00	4.69
Geography and Disaster Management	18	33.33	55.56	11.11	0.00	0.00	4.22
Hindi	2	50.00	50.00	0.00	0.00	0.00	4.50
History	47	48.94	42.55	8.51	0.00	0.00	4.40
Human Physiology	15	80.00	13.33	6.67	0.00	0.00	4.73
IMD	76	25.00	57.89	17.11	0.00	0.00	4.08
Information Technology	7	14.29	85.71	0.00	0.00	0.00	4.14
Journalism and Mass Communication	1	100.00	0.00	0.00	0.00	0.00	5.00
Kokborok	44	29.55	50.00	15.91	2.27	2.27	4.02
Library and Information Science	37	37.84	48.65	13.51	0.00	0.00	4.24
Linguistics and Tribal Languages	10	50.00	50.00	0.00	0.00	0.00	4.50
Material Science and Engineering	3	33.33	66.67	0.00	0.00	0.00	4.33
Mathematics	29	48.28	34.48	13.79	3.45	0.00	4.28
Microbiology	14	35.71	57.14	7.14	0.00	0.00	4.29
Molecular Biology and Bioinformatics	12	75.00	16.67	8.33	0.00	0.00	4.67
Music	21	76.19	19.05	4.76	0.00	0.00	4.71
Philosophy	29	65.52	27.59	6.90	0.00	0.00	4.59
Physical Education	28	25.00	46.43	28.57	0.00	0.00	3.96
Physics	26	38.46	53.85	0.00	0.00	7.69	4.15
Political Science	57	35.09	54.39	10.53	0.00	0.00	4.25
Psychology	10	60.00	20.00	20.00	0.00	0.00	4.40
Rural studies	35	62.86	20.00	14.29	0.00	2.86	4.40
Sanskrit	24	41.67	54.17	0.00	0.00	4.17	4.29
Sociology	12	16.67	41.67	41.67	0.00	0.00	3.75
Statistics	8	62.50	12.50	25.00	0.00	0.00	4.38
Zoology	23	34.78	56.52	8.70	0.00	0.00	4.26
Grand Total	949	44.99	43.31	10.75	0.21	0.74	4.32

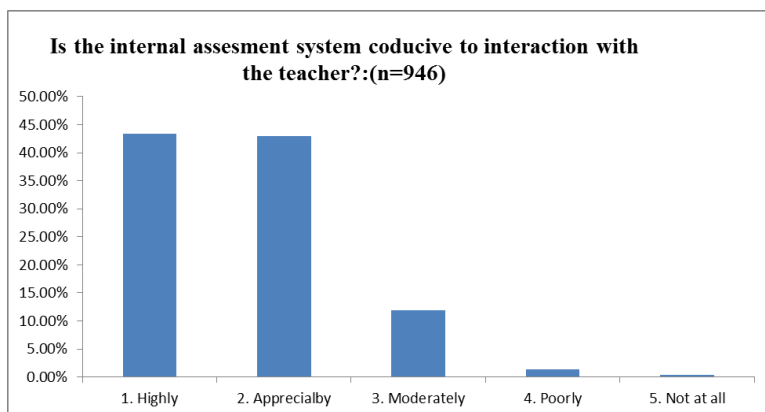
Title: Role of Internal Assessment System to Discover Difficulties



Total 947 (out of 1249) Students responded in this aspect. The responses in the issue of role of internal assessment system in the early discovery of difficulties, the responses came in three categories. Around 45% opined that they appreciate te internal assessment system in early discovering the difficulties, whereas, 25% of the respondents have revealed that they highly and moderately agreed with this opinion.

Name of the Department	Total respondent (n)	Highly	Apprecialby	Moderately	Poorly	Not at all	Performance Index (Out of 5 point scale)
		Values are in percent					
Bengali	68	29.41	51.47	14.71	1.47	2.94	4.03
Botany	26	11.54	57.69	26.92	0.00	3.85	3.73
Business Management	46	23.91	47.83	21.74	2.17	4.35	3.85
Centre for Tribal Languages	1	0.00	100.00	0.00	0.00	0.00	4.00
Chemical and Polymer Engineering	2	0.00	50.00	50.00	0.00	0.00	3.50
Chemistry	26	38.46	42.31	15.38	0.00	3.85	4.12
Commerce	33	30.30	42.42	15.15	6.06	6.06	3.85
Computer Science & Engineering	11	63.64	27.27	9.09	0.00	0.00	4.55
Economics	23	8.70	52.17	34.78	0.00	4.35	3.61
Education	16	12.50	31.25	12.50	37.50	6.25	3.06
Electrical Engineering	12	25.00	41.67	25.00	0.00	8.33	3.75
Electronics and Communication Engineering	12	58.33	41.67	0.00	0.00	0.00	4.58
English	64	17.19	42.19	35.94	0.00	4.69	3.67
Fine Arts	4	50.00	25.00	25.00	0.00	0.00	4.25
Forestry and Biodiversity	16	43.75	25.00	31.25	0.00	0.00	4.13
Geography and Disaster Management	18	16.67	44.44	38.89	0.00	0.00	3.78
Hindi	2	0.00	50.00	50.00	0.00	0.00	3.50
History	47	31.91	40.43	21.28	2.13	4.26	3.94
Human Physiology	15	60.00	20.00	20.00	0.00	0.00	4.40
IMD	77	9.09	51.95	35.06	0.00	3.90	3.62
Information Technology	7	14.29	42.86	28.57	0.00	14.29	3.43
Journalism and Mass Communication	1	0.00	100.00	0.00	0.00	0.00	4.00
Kokborok	44	20.45	29.55	40.91	2.27	6.82	3.55
Library and Information Science	37	16.22	59.46	24.32	0.00	0.00	3.92
Linguistics and Tribal Languages	10	30.00	30.00	20.00	0.00	20.00	3.50
Material Science and Engineering	3	0.00	100.00	0.00	0.00	0.00	4.00
Mathematics	29	31.03	55.17	13.79	0.00	0.00	4.17
Microbiology	14	21.43	64.29	14.29	0.00	0.00	4.07
Molecular Biology and Bioinformatics	12	50.00	50.00	0.00	0.00	0.00	4.50
Music	21	52.38	28.57	14.29	0.00	4.76	4.24
Philosophy	29	24.14	51.72	13.79	0.00	10.34	3.79
Physical Education	27	11.11	48.15	40.74	0.00	0.00	3.70
Physics	26	30.77	57.69	3.85	3.85	3.85	4.08
Political Science	57	24.56	42.11	33.33	0.00	0.00	3.91
Psychology	10	30.00	10.00	50.00	0.00	10.00	3.50
Rural studies	35	42.86	28.57	20.00	8.57	0.00	4.06
Sanskrit	24	25.00	54.17	20.83	0.00	0.00	4.04
Sociology	12	16.67	25.00	58.33	0.00	0.00	3.58
Statistics	7	57.14	14.29	28.57	0.00	0.00	4.29
Zoology	23	34.78	39.13	26.09	0.00	0.00	4.09
Grand Total	947	26.08	44.14	24.82	1.69	3.27	3.88

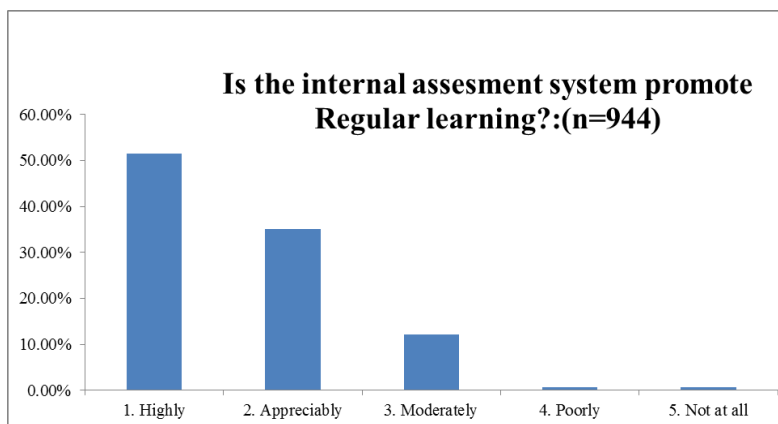
Title: Role of Internal Assessment System to Interact with Teachers



Total 946 (out of 1249) Students responded in the aspect of emphasizing on the importance of internal assessment system to interact with the teachers. Out of the 946 students responded, 46% highly appreciated that internal assessment system is conducive to interact with the teacher, whereas, 46% appreciably opined that internal assessment is conducive. Around 15% have responded that it is moderately conducive.

Name of the Department	Total respondent (n)	Highly	Appreciably	Moderately	Poorly	Not at all	Performance Index (Out of 5 Points Scale)
		Values are in percent					
Bengali	68	57.35	33.82	8.82	0.00	0.00	4.49
Botany	26	38.46	50.00	7.69	3.85	0.00	4.23
Business Management	46	36.96	45.65	17.39	0.00	0.00	4.20
Centre for Tribal Languages	1	0.00	100.00	0.00	0.00	0.00	4.00
Chemical and Polymer Engineering	1	0.00	100.00	0.00	0.00	0.00	4.00
Chemistry	26	61.54	30.77	0.00	0.00	7.69	4.38
Commerce	33	66.67	24.24	9.09	0.00	0.00	4.58
Computer Science & Engineering	11	54.55	36.36	9.09	0.00	0.00	4.45
Economics	23	21.74	60.87	13.04	4.35	0.00	4.00
Education	16	75.00	18.75	6.25	0.00	0.00	4.69
Electrical Engineering	12	41.67	25.00	25.00	0.00	8.33	3.92
Electronics and Communication Engineering	12	66.67	33.33	0.00	0.00	0.00	4.67
English	64	48.44	37.50	12.50	1.56	0.00	4.33
Fine Arts	4	75.00	0.00	25.00	0.00	0.00	4.50
Forestry and Biodiversity	16	56.25	43.75	0.00	0.00	0.00	4.56
Geography and Disaster Management	18	38.89	27.78	27.78	5.56	0.00	4.00
Hindi	2	100.00	0.00	0.00	0.00	0.00	5.00
History	47	34.04	51.06	14.89	0.00	0.00	4.19
Human Physiology	15	60.00	40.00	0.00	0.00	0.00	4.60
IMD	77	27.27	49.35	20.78	2.60	0.00	4.01
Information Technology	7	28.57	71.43	0.00	0.00	0.00	4.29
Journalism and Mass Communication	1	100.00	0.00	0.00	0.00	0.00	5.00
Kokborok	44	29.55	43.18	25.00	2.27	0.00	4.00
Library and Information Science	37	35.14	56.76	8.11	0.00	0.00	4.27
Linguistics and Tribal Languages	10	80.00	20.00	0.00	0.00	0.00	4.80
Material Science and Engineering	2	0.00	100.00	0.00	0.00	0.00	4.00
Mathematics	29	51.72	27.59	17.24	3.45	0.00	4.28
Microbiology	14	35.71	64.29	0.00	0.00	0.00	4.36
Molecular Biology and Bioinformatics	12	50.00	41.67	8.33	0.00	0.00	4.42
Music	21	61.90	33.33	4.76	0.00	0.00	4.57
Philosophy	29	58.62	31.03	10.34	0.00	0.00	4.48
Physical Education	28	21.43	50.00	25.00	3.57	0.00	3.89
Physics	26	26.92	69.23	0.00	0.00	3.85	4.15
Political Science	57	31.58	54.39	14.04	0.00	0.00	4.18
Psychology	10	60.00	30.00	10.00	0.00	0.00	4.50
Rural studies	35	42.86	40.00	8.57	8.57	0.00	4.17
Sanskrit	23	60.87	34.78	0.00	4.35	0.00	4.52
Sociology	12	8.33	75.00	16.67	0.00	0.00	3.92
Statistics	8	50.00	25.00	25.00	0.00	0.00	4.25
Zoology	23	34.78	56.52	8.70	0.00	0.00	4.26
Grand Total	946	43.34	42.92	11.95	1.37	0.42	4.27

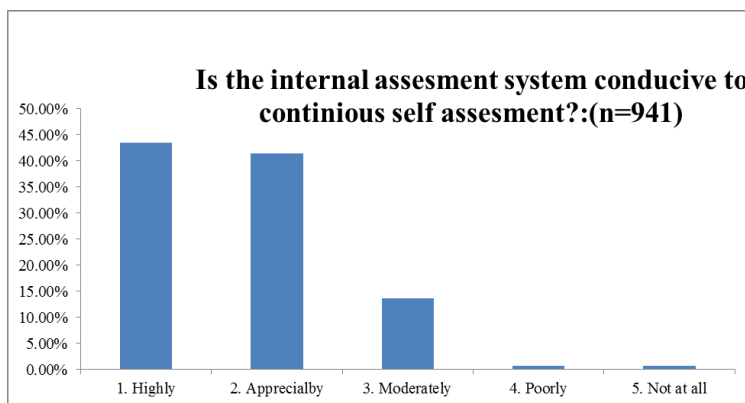
Title: Role of Internal Assessment System to Promote Regular Learning



Total 944 (out of 1249) Students responded in the aspect of promotion of regular learning through internal assessment system. It has been observed that approximately 52% of the respondents have highly opined in favour of it and around 37% opined appreciably in its favour. Besides, approximately 12% are moderately opining in favour of the statement.

Name of the Department	Total respondent (n)	Highly	Appreciably	Moderately	Poorly	Not at all	Performance Index(Out of 5 points scale)
		Values are in percent					
Bengali	68	64.71	25.00	10.29	0.00	0.00	4.54
Botany	26	42.31	50.00	7.69	0.00	0.00	4.35
Business Management	46	45.65	43.48	6.52	2.17	2.17	4.28
Centre for Tribal Languages	1	0.00	100.00	0.00	0.00	0.00	4.00
Chemical and Polymer Engineering	1	100.00	0.00	0.00	0.00	0.00	5.00
Chemistry	26	57.69	38.46	3.85	0.00	0.00	4.54
Commerce	33	57.58	33.33	9.09	0.00	0.00	4.48
Computer Science & Engineering	11	63.64	27.27	9.09	0.00	0.00	4.55
Economics	23	39.13	43.48	17.39	0.00	0.00	4.22
Education	16	68.75	18.75	12.50	0.00	0.00	4.56
Electrical Engineering	12	41.67	25.00	25.00	0.00	8.33	3.92
Electronics and Communication Engineering	12	58.33	41.67	0.00	0.00	0.00	4.58
English	64	62.50	25.00	12.50	0.00	0.00	4.50
Fine Arts	4	50.00	50.00	0.00	0.00	0.00	4.50
Forestry and Biodiversity	16	75.00	18.75	6.25	0.00	0.00	4.69
Geography and Disaster Management	18	55.56	33.33	11.11	0.00	0.00	4.44
Hindi	2	50.00	50.00	0.00	0.00	0.00	4.50
History	47	51.06	34.04	14.89	0.00	0.00	4.36
Human Physiology	15	86.67	13.33	0.00	0.00	0.00	4.87
IMD	77	31.17	44.16	22.08	1.30	1.30	4.03
Information Technology	7	42.86	42.86	14.29	0.00	0.00	4.29
Journalism and Mass Communication	1	0.00	100.00	0.00	0.00	0.00	4.00
Kokborok	42	38.10	40.48	16.67	2.38	2.38	4.10
Library and Information Science	37	48.65	35.14	16.22	0.00	0.00	4.32
Linguistics and Tribal Languages	10	70.00	20.00	10.00	0.00	0.00	4.60
Material Science and Engineering	2	50.00	50.00	0.00	0.00	0.00	4.50
Mathematics	29	51.72	37.93	10.34	0.00	0.00	4.41
Microbiology	14	50.00	42.86	7.14	0.00	0.00	4.43
Molecular Biology and Bioinformatics	12	58.33	33.33	8.33	0.00	0.00	4.50
Music	21	71.43	23.81	4.76	0.00	0.00	4.67
Philosophy	29	58.62	31.03	6.90	0.00	3.45	4.41
Physical Education	28	25.00	46.43	28.57	0.00	0.00	3.96
Physics	26	57.69	30.77	3.85	3.85	3.85	4.35
Political Science	56	37.50	44.64	17.86	0.00	0.00	4.20
Psychology	10	60.00	40.00	0.00	0.00	0.00	4.60
Rural studies	35	57.14	25.71	11.43	5.71	0.00	4.34
Sanskrit	24	54.17	41.67	4.17	0.00	0.00	4.50
Sociology	12	33.33	33.33	33.33	0.00	0.00	4.00
Statistics	8	75.00	12.50	12.50	0.00	0.00	4.63
Zoology	23	52.17	39.13	8.70	0.00	0.00	4.43
Grand Total	944	51.48	35.06	12.18	0.64	0.64	4.36

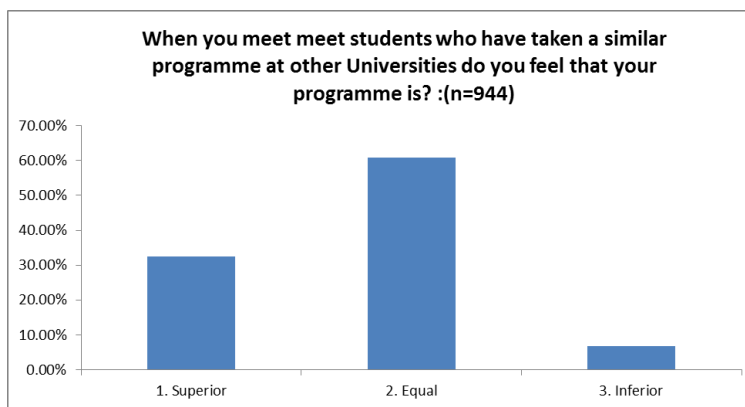
Title: Role of Internal Assessment System to Perform Continuous Self Assessment



Total 941 (out of 1249) Students responded in this aspect. Significant number of respondents (44%) have opined highly in line of the statement, whereas, 40% respondents appreciably agrees with it. However, 12% of the respondents have moderately supported that statement.

Name of the Department	Total respondent (n)	Highly	Appreciably	Moderately	Poorly	Not at all	Performance Index(Out of 5 points scale)
		Values are in percent					
Bengali	68	57.35	32.35	8.82	0.00	1.47	4.44
Botany	26	38.46	53.85	7.69	0.00	0.00	4.31
Business Management	45	46.67	40.00	13.33	0.00	0.00	4.33
Centre for Tribal Languages	1	0.00	100.00	0.00	0.00	0.00	4.00
Chemical and Polymer Engineering	1	100.00	0.00	0.00	0.00	0.00	5.00
Chemistry	26	53.85	42.31	3.85	0.00	0.00	4.50
Commerce	32	56.25	31.25	6.25	6.25	0.00	4.38
Computer Science & Engineering	11	54.55	45.45	0.00	0.00	0.00	4.55
Economics	23	39.13	26.09	34.78	0.00	0.00	4.04
Education	16	68.75	25.00	6.25	0.00	0.00	4.63
Electrical Engineering	12	25.00	41.67	16.67	8.33	8.33	3.67
Electronics and Communication Engineering	12	50.00	50.00	0.00	0.00	0.00	4.50
English	64	51.56	31.25	17.19	0.00	0.00	4.34
Fine Arts	4	50.00	50.00	0.00	0.00	0.00	4.50
Forestry and Biodiversity	16	68.75	31.25	0.00	0.00	0.00	4.69
Geography and Disaster Management	18	44.44	44.44	11.11	0.00	0.00	4.33
Hindi	2	100.00	0.00	0.00	0.00	0.00	5.00
History	46	39.13	43.48	17.39	0.00	0.00	4.22
Human Physiology	15	73.33	26.67	0.00	0.00	0.00	4.73
IMD	77	19.48	61.04	18.18	1.30	0.00	3.99
Information Technology	7	28.57	14.29	57.14	0.00	0.00	3.71
Journalism and Mass Communication	1	0.00	100.00	0.00	0.00	0.00	4.00
Kokborok	44	22.73	43.18	29.55	2.27	2.27	3.82
Library and Information Science	37	37.84	56.76	5.41	0.00	0.00	4.32
Linguistics and Tribal Languages	10	40.00	60.00	0.00	0.00	0.00	4.40
Material Science and Engineering	2	0.00	100.00	0.00	0.00	0.00	4.00
Mathematics	28	57.14	25.00	17.86	0.00	0.00	4.39
Microbiology	14	35.71	42.86	21.43	0.00	0.00	4.14
Molecular Biology and Bioinformatics	12	58.33	33.33	8.33	0.00	0.00	4.50
Music	21	61.90	28.57	9.52	0.00	0.00	4.52
Philosophy	29	48.28	44.83	6.90	0.00	0.00	4.41
Physical Education	28	17.86	57.14	25.00	0.00	0.00	3.93
Physics	26	26.92	57.69	7.69	0.00	7.69	3.96
Political Science	57	36.84	45.61	15.79	0.00	1.75	4.16
Psychology	10	40.00	40.00	20.00	0.00	0.00	4.20
Rural studies	35	51.43	31.43	14.29	2.86	0.00	4.31
Sanskrit	23	65.22	17.39	17.39	0.00	0.00	4.48
Sociology	12	16.67	58.33	25.00	0.00	0.00	3.92
Statistics	7	71.43	14.29	14.29	0.00	0.00	4.57
Zoology	23	43.48	52.17	4.35	0.00	0.00	4.39
Grand Total	941	43.57	41.45	13.71	0.64	0.64	4.27

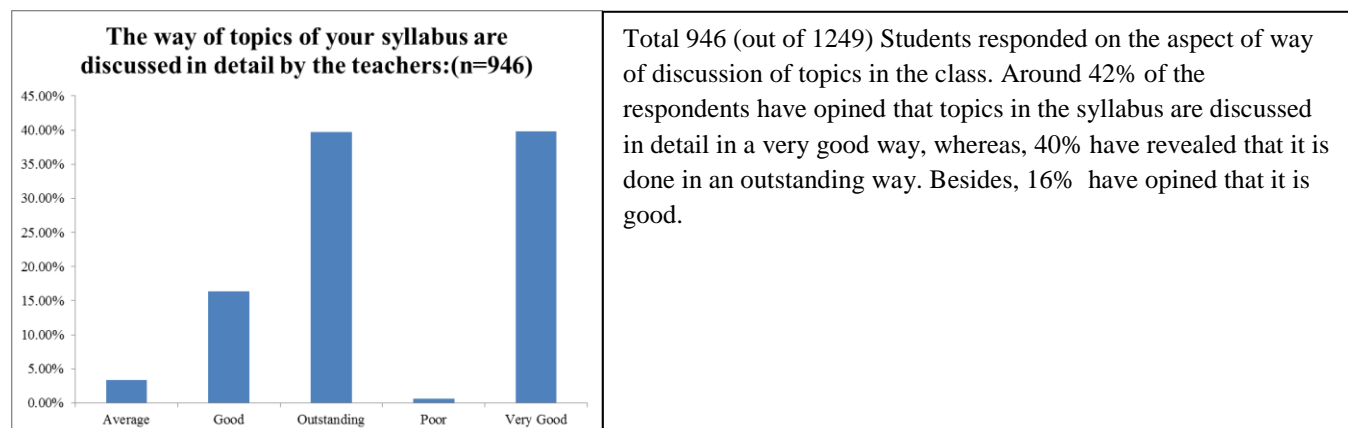
Title: Comparison of University Programme with Other University Programme



Total 944 (out of 1249) Students responded in this aspect. In respect of the quality of the programme, in comparison with the similar programme at other Universities, the opinion of the respondents shows that 30% of the respondents have considered the programme offered are superior and around 60% of the respondents believe te programme is of equal quality compared to any other University.

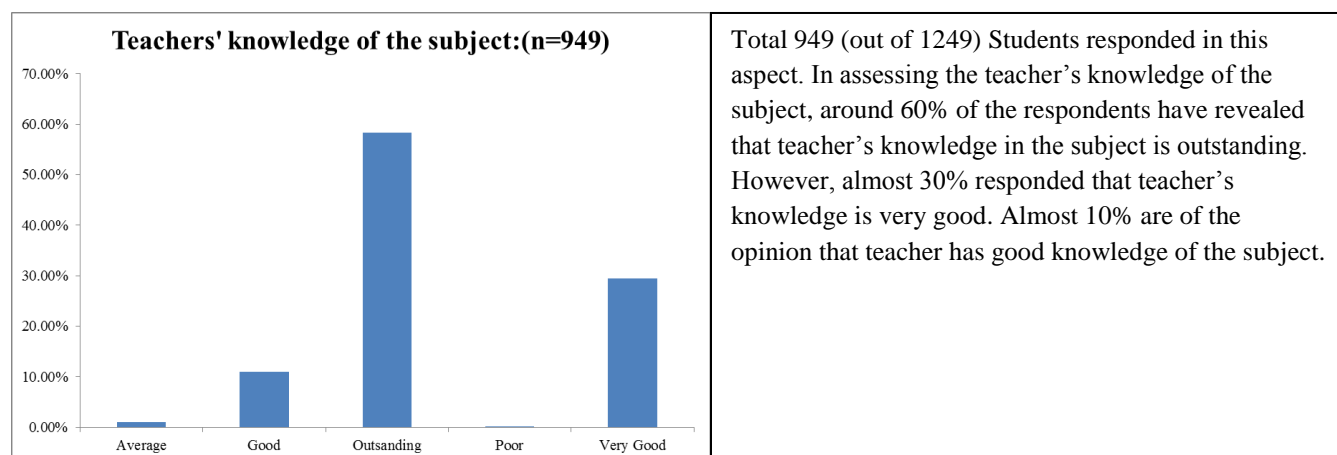
Name of the Department	Total respondent (n)	Superior	Equal	Inferior	Performance Index(Out of 3 points scale)
		Values are in percent			
Bengali	68	44.12	54.41	1.47	2.43
Botany	26	19.23	76.92	3.85	2.15
Business Management	46	45.65	45.65	8.70	2.37
Centre for Tribal Languages	1	0.00	0.00	100.00	1.00
Chemical and Polymer Engineering	1	0.00	100.00	0.00	2.00
Chemistry	26	38.46	57.69	3.85	2.35
Commerce	33	45.45	51.52	3.03	2.42
Computer Science & Engineering	11	27.27	54.55	18.18	2.09
Economics	23	8.70	78.26	13.04	1.96
Education	16	56.25	43.75	0.00	2.56
Electrical Engineering	12	8.33	58.33	33.33	1.75
Electronics and Communication Engineering	12	41.67	58.33	0.00	2.42
English	64	29.69	64.06	6.25	2.23
Fine Arts	4	75.00	25.00	0.00	2.75
Forestry and Biodiversity	16	62.50	25.00	12.50	2.50
Geography and Disaster Management	18	11.11	77.78	11.11	2.00
Hindi	2	50.00	50.00	0.00	2.50
History	46	30.43	65.22	4.35	2.26
Human Physiology	15	33.33	60.00	6.67	2.27
IMD	77	33.77	57.14	9.09	2.25
Information Technology	7	14.29	71.43	14.29	2.00
Journalism and Mass Communication	1	100.00	0.00	0.00	3.00
Kokborok	44	29.55	68.18	2.27	2.27
Library and Information Science	37	21.62	75.68	2.70	2.19
Linguistics and Tribal Languages	10	30.00	70.00	0.00	2.30
Material Science and Engineering	2	50.00	50.00	0.00	2.50
Mathematics	28	32.14	50.00	17.86	2.14
Microbiology	14	21.43	57.14	21.43	2.00
Molecular Biology and Bioinformatics	12	8.33	75.00	16.67	1.92
Music	21	61.90	38.10	0.00	2.62
Philosophy	28	28.57	67.86	3.57	2.25
Physical Education	28	25.00	60.71	14.29	2.11
Physics	26	30.77	69.23	0.00	2.31
Political Science	57	26.32	71.93	1.75	2.25
Psychology	10	20.00	70.00	10.00	2.10
Rural studies	35	48.57	45.71	5.71	2.43
Sanskrit	24	45.83	54.17	0.00	2.46
Sociology	12	8.33	91.67	0.00	2.08
Statistics	8	12.50	62.50	25.00	1.88
Zoology	23	8.70	78.26	13.04	1.96
Grand Total	944	32.42	60.91	6.67	2.26

Title: Detailed Coverage of Syllabus by the Teacher in the Class



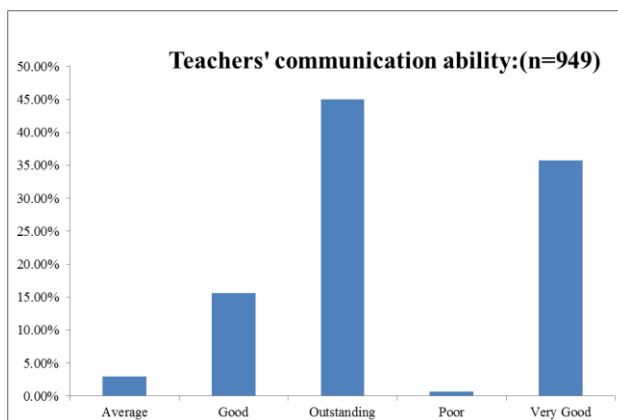
Name of the Department	Total respondent (n)	Average	Good	Outstanding	Poor	Very Good	Performance Index (Out of 5 points scale)
		Values are in percent					
Bengali	68	1.47	11.76	48.53	0.00	38.24	2.38
Botany	25	0.00	28.00	28.00	0.00	44.00	2.40
Business Management	46	6.52	19.57	41.30	2.17	30.43	2.70
Centre for Tribal Languages	1	0.00	0.00	0.00	0.00	100.00	1.00
Chemical and Polymer Engineering	1	0.00	0.00	0.00	0.00	100.00	1.00
Chemistry	26	7.69	7.69	61.54	0.00	23.08	2.77
Commerce	33	3.03	6.06	63.64	0.00	27.27	2.58
Computer Science & Engineering	11	9.09	18.18	36.36	0.00	36.36	2.64
Economics	23	4.35	13.04	17.39	0.00	65.22	1.91
Education	16	6.25	6.25	62.50	0.00	25.00	2.69
Electrical Engineering	13	15.38	30.77	15.38	7.69	30.77	2.92
Electronics and Communication Engineering	12	0.00	8.33	75.00	0.00	16.67	2.75
English	64	1.56	15.63	42.19	0.00	40.63	2.38
Fine Arts	4	0.00	0.00	50.00	0.00	50.00	2.00
Forestry and Biodiversity	16	0.00	6.25	62.50	0.00	31.25	2.44
Geography and Disaster Management	18	11.11	16.67	22.22	0.00	50.00	2.39
Hindi	2	0.00	0.00	0.00	0.00	100.00	1.00
History	47	4.26	12.77	48.94	0.00	34.04	2.53
Human Physiology	15	0.00	0.00	73.33	0.00	26.67	2.47
IMD	77	0.00	32.47	16.88	0.00	50.65	2.31
Information Technology	7	0.00	28.57	14.29	0.00	57.14	2.14
Journalism and Mass Communication	1	0.00	0.00	0.00	0.00	100.00	1.00
Kokborok	44	11.36	22.73	27.27	0.00	38.64	2.68
Library and Information Science	37	2.70	16.22	45.95	0.00	35.14	2.51
Linguistics and Tribal Languages	10	0.00	20.00	80.00	0.00	0.00	3.20
Material Science and Engineering	3	0.00	0.00	0.00	0.00	100.00	1.00
Mathematics	28	3.57	21.43	25.00	7.14	42.86	2.36
Microbiology	14	0.00	0.00	28.57	0.00	71.43	1.57
Molecular Biology and Bioinformatics	12	0.00	16.67	50.00	0.00	33.33	2.50
Music	21	0.00	14.29	42.86	0.00	42.86	2.29
Philosophy	29	0.00	6.90	37.93	0.00	55.17	1.97
Physical Education	28	3.57	35.71	17.86	0.00	42.86	2.57
Physics	25	0.00	8.00	76.00	4.00	12.00	2.80
Political Science	57	3.51	19.30	28.07	1.75	47.37	2.30
Psychology	10	0.00	20.00	50.00	0.00	30.00	2.60
Rural studies	35	5.71	8.57	42.86	0.00	42.86	2.34
Sanskrit	24	0.00	8.33	70.83	0.00	20.83	2.67
Sociology	12	8.33	33.33	16.67	0.00	41.67	2.67
Statistics	8	12.50	12.50	12.50	0.00	62.50	2.13
Zoology	23	4.35	13.04	26.09	0.00	56.52	2.09
Grand Total	946	3.38	16.38	39.75	0.63	39.85	2.43

Title: Subject Knowledge of the Teacher



Name of the Department	Total respondent (n)	Average	Good	Outstanding	Poor	Very Good	Performance Index(Out of 5 points scale)
		Values are in percent					
Bengali	68	0.00	8.82	70.59	0.00	20.59	2.68
Botany	26	0.00	3.85	53.85	0.00	42.31	2.19
Business Management	46	0.00	19.57	47.83	0.00	32.61	2.54
Centre for Tribal Languages	1	0.00	0.00	100.00	0.00	0.00	3.00
Chemical and Polymer Engineering	2	0.00	0.00	0.00	0.00	100.00	1.00
Chemistry	26	0.00	7.69	80.77	0.00	11.54	2.85
Commerce	33	0.00	6.06	78.79	0.00	15.15	2.76
Computer Science & Engineering	11	0.00	9.09	36.36	0.00	54.55	2.00
Economics	23	0.00	4.35	47.83	0.00	47.83	2.09
Education	16	0.00	0.00	87.50	0.00	12.50	2.75
Electrical Engineering	13	23.08	30.77	15.38	7.69	23.08	3.23
Electronics and Communication Engineering	12	0.00	0.00	83.33	0.00	16.67	2.67
English	64	0.00	6.25	67.19	0.00	26.56	2.53
Fine Arts	4	0.00	0.00	50.00	0.00	50.00	2.00
Forestry and Biodiversity	16	0.00	6.25	81.25	0.00	12.50	2.81
Geography and Disaster Management	18	0.00	5.56	44.44	0.00	50.00	2.06
Hindi	2	0.00	0.00	100.00	0.00	0.00	3.00
History	47	0.00	10.64	68.09	0.00	21.28	2.68
Human Physiology	15	0.00	0.00	100.00	0.00	0.00	3.00
IMD	77	2.60	14.29	42.86	0.00	40.26	2.39
Information Technology	7	0.00	14.29	28.57	0.00	57.14	2.00
Journalism and Mass Communication	1	0.00	0.00	100.00	0.00	0.00	3.00
Kokborok	43	2.33	25.58	41.86	0.00	30.23	2.70
Library and Information Science	37	0.00	8.11	51.35	0.00	40.54	2.27
Linguistics and Tribal Languages	10	0.00	0.00	70.00	0.00	30.00	2.40
Material Science and Engineering	3	0.00	0.00	66.67	0.00	33.33	2.33
Mathematics	29	10.34	13.79	44.83	0.00	31.03	2.72
Microbiology	14	0.00	0.00	85.71	0.00	14.29	2.71
Molecular Biology and Bioinformatics	12	0.00	16.67	66.67	0.00	16.67	2.83
Music	21	0.00	9.52	52.38	0.00	38.10	2.33
Philosophy	29	0.00	10.34	58.62	0.00	31.03	2.48
Physical Education	28	0.00	14.29	42.86	0.00	42.86	2.29
Physics	26	0.00	3.85	88.46	3.85	3.85	2.92
Political Science	57	1.75	15.79	36.84	0.00	45.61	2.28
Psychology	10	0.00	10.00	90.00	0.00	0.00	3.10
Rural studies	35	0.00	17.14	60.00	0.00	22.86	2.71
Sanskrit	24	0.00	4.17	83.33	0.00	12.50	2.79
Sociology	12	0.00	41.67	33.33	0.00	25.00	2.92
Statistics	8	0.00	12.50	37.50	0.00	50.00	2.13
Zoology	23	0.00	8.70	43.48	0.00	47.83	2.13
Grand Total	949	1.05	10.96	58.38	0.21	29.40	2.54

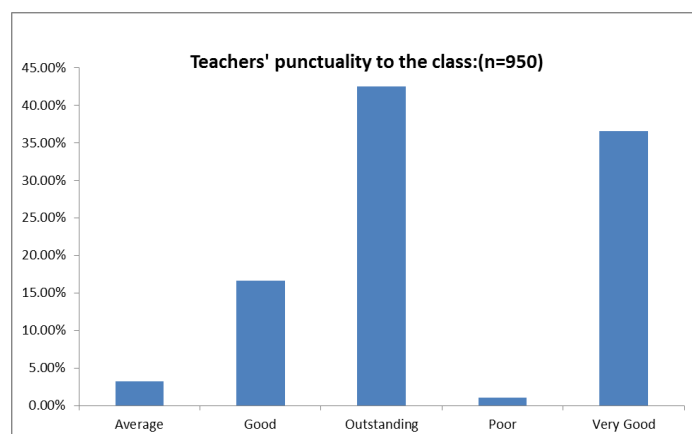
Title: Communication ability of the Teacher



Total 949 (out of 1249) Students responded in the aspect of teacher's communication skill. In this regard, 45% revealed that teachers are having outstanding communication skill and over 35% said that teachers are having very good communication skill. Besides, 15% of the respondents opined that teacher's communication skill are good.

Name of the Department	Total respondent (n)	Average	Good	Outstanding	Poor	Very Good	Performance Index(Out of 5 points scale)
		Values are in percent					
Bengali	68	2.94	16.18	42.65	0.00	38.24	2.46
Botany	26	3.85	26.92	34.62	0.00	34.62	2.65
Business Management	46	6.52	10.87	56.52	0.00	26.09	2.72
Centre for Tribal Languages	1	0.00	0.00	100.00	0.00	0.00	3.00
Chemical and Polymer Engineering	2	0.00	0.00	0.00	0.00	100.00	1.00
Chemistry	26	7.69	11.54	61.54	0.00	19.23	2.88
Commerce	33	0.00	6.06	66.67	0.00	27.27	2.52
Computer Science & Engineering	11	0.00	18.18	45.45	0.00	36.36	2.45
Economics	23	0.00	26.09	26.09	4.35	43.48	2.35
Education	16	0.00	0.00	68.75	0.00	31.25	2.38
Electrical Engineering	13	7.69	46.15	15.38	7.69	23.08	3.08
Electronics and Communication Engineering	12	0.00	0.00	83.33	0.00	16.67	2.67
English	64	0.00	9.38	54.69	0.00	35.94	2.38
Fine Arts	4	0.00	25.00	75.00	0.00	0.00	3.25
Forestry and Biodiversity	16	0.00	6.25	68.75	0.00	25.00	2.56
Geography and Disaster Management	18	16.67	11.11	22.22	0.00	50.00	2.44
Hindi	2	0.00	0.00	100.00	0.00	0.00	3.00
History	47	2.13	14.89	40.43	0.00	42.55	2.34
Human Physiology	15	0.00	0.00	73.33	0.00	26.67	2.47
IMD	77	2.60	27.27	23.38	1.30	45.45	2.40
Information Technology	7	0.00	28.57	28.57	0.00	42.86	2.43
Journalism and Mass Communication	1	0.00	0.00	0.00	0.00	100.00	1.00
Kokborok	44	9.09	29.55	25.00	2.27	34.09	2.77
Library and Information Science	37	2.70	13.51	64.86	0.00	18.92	2.81
Linguistics and Tribal Languages	10	0.00	20.00	60.00	0.00	20.00	2.80
Material Science and Engineering	2	0.00	0.00	50.00	0.00	50.00	2.00
Mathematics	29	10.34	20.69	41.38	3.45	24.14	2.90
Microbiology	14	0.00	7.14	71.43	0.00	21.43	2.64
Molecular Biology and Bioinformatics	12	8.33	8.33	50.00	0.00	33.33	2.58
Music	21	0.00	0.00	61.90	0.00	38.10	2.24
Philosophy	29	0.00	6.90	27.59	0.00	65.52	1.76
Physical Education	28	0.00	17.86	35.71	0.00	46.43	2.25
Physics	26	3.85	3.85	76.92	3.85	11.54	2.85
Political Science	57	3.51	26.32	24.56	1.75	43.86	2.44
Psychology	10	0.00	0.00	60.00	0.00	40.00	2.20
Rural studies	35	2.86	14.29	48.57	0.00	34.29	2.51
Sanskrit	24	0.00	8.33	50.00	0.00	41.67	2.25
Sociology	12	0.00	33.33	16.67	0.00	50.00	2.33
Statistics	8	0.00	12.50	62.50	0.00	25.00	2.63
Zoology	23	0.00	13.04	34.78	0.00	52.17	2.09
Grand Total	949	2.95	15.60	44.99	0.74	35.72	2.49

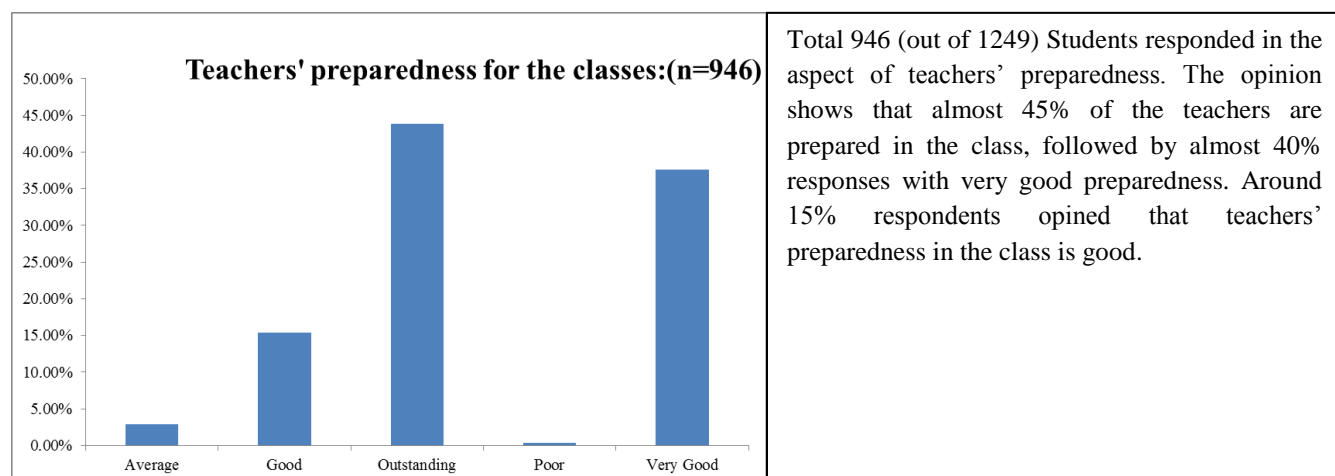
Title: Punctuality of the Teacher in the Class



Total 950 (out of 1249) Students responded in the matter of teacher's punctuality in the class. Here also, almost 45% of the respondents have opined that it is outstanding, followed by around 38% with very good, in terms of punctuality and 15% revealed that in terms of punctuality, teachers are good.

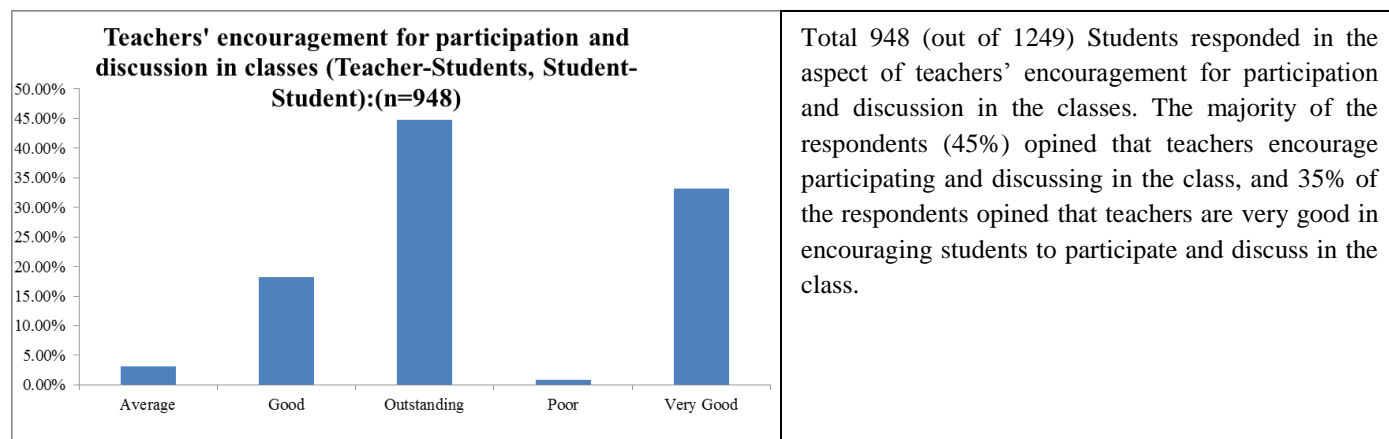
Name of the Department	Total respondent (n)	Average	Good	Outstanding	Poor	Very Good	Performance Index (Out of 5 points scale)
Bengali	68	2.94	10.29	47.06	0.00	39.71	2.37
Botany	26	0.00	19.23	30.77	0.00	50.00	2.19
Business Management	46	2.17	17.39	52.17	2.17	26.09	2.67
Centre for Tribal Languages	1	0.00	0.00	100.00	0.00	0.00	3.00
Chemical and Polymer Engineering	2	0.00	0.00	50.00	0.00	50.00	2.00
Chemistry	26	3.85	11.54	50.00	0.00	34.62	2.50
Commerce	33	3.03	3.03	69.70	0.00	24.24	2.61
Computer Science & Engineering	11	0.00	9.09	54.55	0.00	36.36	2.36
Economics	23	4.35	21.74	26.09	4.35	43.48	2.39
Education	16	6.25	6.25	56.25	0.00	31.25	2.56
Electrical Engineering	13	7.69	30.77	30.77	7.69	23.08	2.92
Electronics and Communication Engineering	12	0.00	0.00	66.67	0.00	33.33	2.33
English	64	3.13	20.31	45.31	1.56	29.69	2.66
Fine Arts	4	0.00	0.00	50.00	0.00	50.00	2.00
Forestry and Biodiversity	16	0.00	12.50	75.00	0.00	12.50	2.88
Geography and Disaster Management	18	16.67	5.56	27.78	0.00	50.00	2.39
Hindi	2	0.00	0.00	50.00	0.00	50.00	2.00
History	47	4.26	17.02	40.43	0.00	38.30	2.49
Human Physiology	15	0.00	6.67	73.33	0.00	20.00	2.67
IMD	77	6.49	31.17	18.18	1.30	42.86	2.57
Information Technology	7	0.00	42.86	42.86	0.00	14.29	3.14
Journalism and Mass Communication	1	0.00	100.00	0.00	0.00	0.00	4.00
Kokborok	44	6.82	29.55	29.55	0.00	34.09	2.75
Library and Information Science	37	2.70	2.70	40.54	0.00	54.05	2.00
Linguistics and Tribal Languages	10	0.00	0.00	70.00	0.00	30.00	2.40
Material Science and Engineering	3	0.00	0.00	66.67	0.00	33.33	2.33
Mathematics	29	0.00	13.79	58.62	0.00	27.59	2.59
Microbiology	14	0.00	0.00	42.86	0.00	57.14	1.86
Molecular Biology and Bioinformatics	12	8.33	8.33	58.33	0.00	25.00	2.75
Music	21	0.00	9.52	61.90	0.00	28.57	2.52
Philosophy	29	3.45	24.14	44.83	0.00	27.59	2.76
Physical Education	28	0.00	39.29	28.57	0.00	32.14	2.75
Physics	26	0.00	0.00	53.85	11.54	34.62	2.19
Political Science	57	5.26	22.81	33.33	1.75	36.84	2.58
Psychology	10	0.00	10.00	40.00	0.00	50.00	2.10
Rural studies	35	2.86	14.29	37.14	2.86	42.86	2.31
Sanskrit	24	0.00	8.33	54.17	0.00	37.50	2.33
Sociology	12	0.00	41.67	8.33	0.00	50.00	2.42
Statistics	8	12.50	25.00	25.00	0.00	37.50	2.75
Zoology	23	0.00	13.04	26.09	0.00	60.87	1.91
Grand Total	950	3.26	16.63	42.53	1.05	36.53	2.49

Title: Teacher's Preparedness for the Classes



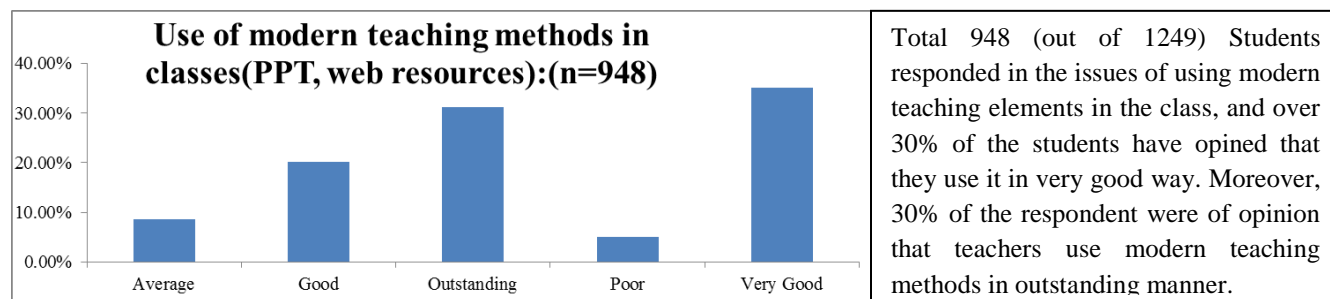
Name of the Department	Total respondent (n)	Average	Good	Outstanding	Poor	Very Good	Performance Index(Out of 5 points scale)
		Values are in percent					
Bengali	68	0.00	16.18	55.88	0.00	27.94	2.60
Botany	26	0.00	26.92	30.77	0.00	42.31	2.42
Business Management	46	4.35	13.04	54.35	0.00	28.26	2.65
Centre for Tribal Languages	1	0.00	0.00	100.00	0.00	0.00	3.00
Chemical and Polymer Engineering	1	0.00	0.00	0.00	0.00	100.00	1.00
Chemistry	26	7.69	7.69	57.69	0.00	26.92	2.69
Commerce	33	0.00	12.12	57.58	0.00	30.30	2.52
Computer Science & Engineering	11	0.00	18.18	36.36	0.00	45.45	2.27
Economics	23	0.00	17.39	26.09	0.00	56.52	2.04
Education	16	0.00	6.25	62.50	0.00	31.25	2.44
Electrical Engineering	13	23.08	15.38	30.77	7.69	23.08	3.08
Electronics and Communication Engineering	12	0.00	0.00	66.67	0.00	33.33	2.33
English	64	0.00	14.06	57.81	0.00	28.13	2.58
Fine Arts	4	0.00	0.00	50.00	0.00	50.00	2.00
Forestry and Biodiversity	16	0.00	6.25	68.75	0.00	25.00	2.56
Geography and Disaster Management	18	5.56	11.11	22.22	0.00	61.11	2.00
Hindi	2	0.00	0.00	50.00	0.00	50.00	2.00
History	47	4.26	10.64	44.68	0.00	40.43	2.38
Human Physiology	15	0.00	0.00	80.00	0.00	20.00	2.60
IMD	77	2.60	28.57	24.68	0.00	44.16	2.45
Information Technology	7	0.00	14.29	57.14	0.00	28.57	2.57
Journalism and Mass Communication	1	0.00	0.00	0.00	0.00	100.00	1.00
Kokborok	44	9.09	22.73	25.00	0.00	43.18	2.55
Library and Information Science	37	2.70	8.11	40.54	0.00	48.65	2.16
Linguistics and Tribal Languages	10	0.00	0.00	70.00	0.00	30.00	2.40
Material Science and Engineering	3	0.00	0.00	66.67	0.00	33.33	2.33
Mathematics	28	10.71	17.86	39.29	0.00	32.14	2.75
Microbiology	14	0.00	0.00	50.00	0.00	50.00	2.00
Molecular Biology and Bioinformatics	12	0.00	16.67	50.00	0.00	33.33	2.50
Music	21	4.76	4.76	61.90	0.00	28.57	2.57
Philosophy	28	0.00	14.29	46.43	0.00	39.29	2.36
Physical Education	28	3.57	28.57	32.14	0.00	35.71	2.64
Physics	26	3.85	0.00	50.00	3.85	42.31	2.19
Political Science	56	1.79	35.71	30.36	0.00	32.14	2.75
Psychology	10	0.00	10.00	40.00	0.00	50.00	2.10
Rural studies	35	2.86	11.43	40.00	2.86	42.86	2.29
Sanskrit	24	4.17	0.00	41.67	0.00	54.17	2.00
Sociology	12	0.00	50.00	25.00	0.00	25.00	3.00
Statistics	8	12.50	12.50	25.00	0.00	50.00	2.38
Zoology	23	0.00	4.35	39.13	0.00	56.52	1.91
Grand Total	946	2.85	15.33	43.87	0.32	37.63	2.45

Title: Teacher's Encouragement for Participation and Discussion in the Class



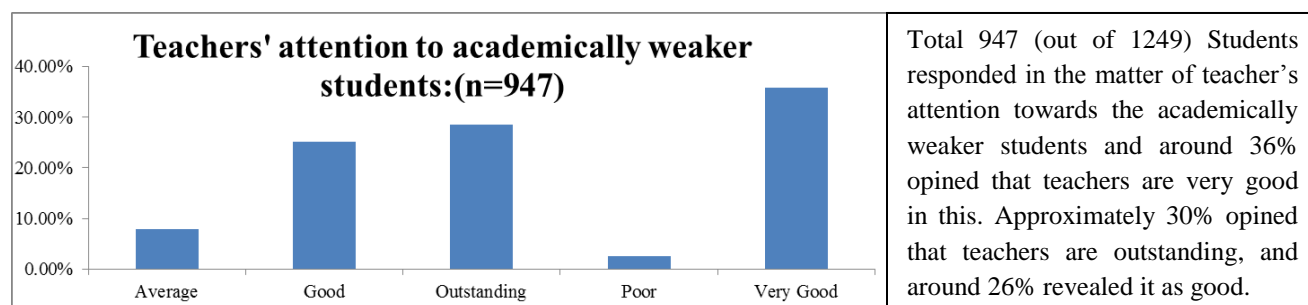
Name of the Department	Total Respondent (n)	Average	Good	Outstanding	Poor	Very Good	Performance Index (Out of 5 points scale)
		Values are in percent					
Bengali	68	0.00	16.18	60.29	0.00	23.53	2.69
Botany	26	0.00	23.08	30.77	0.00	46.15	2.31
Business Management	46	0.00	15.22	52.17	0.00	32.61	2.50
Centre for Tribal Languages	1	0.00	0.00	100.00	0.00	0.00	3.00
Chemical and Polymer Engineering	1	0.00	0.00	0.00	0.00	100.00	1.00
Chemistry	26	7.69	11.54	53.85	0.00	26.92	2.73
Commerce	33	0.00	12.12	60.61	0.00	27.27	2.58
Computer Science & Engineering	11	0.00	18.18	45.45	0.00	36.36	2.45
Economics	23	4.35	30.43	30.43	0.00	34.78	2.70
Education	16	0.00	6.25	81.25	0.00	12.50	2.81
Electrical Engineering	13	7.69	30.77	23.08	7.69	30.77	2.77
Electronics and Communication Engineering	12	0.00	0.00	66.67	0.00	33.33	2.33
English	64	6.25	15.63	45.31	0.00	32.81	2.63
Fine Arts	4	0.00	25.00	50.00	0.00	25.00	2.75
Forestry and Biodiversity	16	0.00	12.50	62.50	0.00	25.00	2.63
Geography and Disaster Management	18	22.22	5.56	16.67	5.56	50.00	2.44
Hindi	2	0.00	0.00	50.00	0.00	50.00	2.00
History	47	2.13	17.02	36.17	0.00	44.68	2.32
Human Physiology	15	0.00	6.67	73.33	0.00	20.00	2.67
IMD	77	7.79	31.17	19.48	1.30	40.26	2.65
Information Technology	7	0.00	57.14	28.57	0.00	14.29	3.29
Journalism and Mass Communication	1	0.00	0.00	0.00	0.00	100.00	1.00
Kokborok	44	0.00	34.09	36.36	0.00	29.55	2.75
Library and Information Science	37	5.41	10.81	48.65	2.70	32.43	2.54
Linguistics and Tribal Languages	10	0.00	0.00	70.00	0.00	30.00	2.40
Material Science and Engineering	3	0.00	33.33	33.33	0.00	33.33	2.67
Mathematics	28	7.14	7.14	39.29	10.71	35.71	2.39
Microbiology	14	0.00	21.43	64.29	0.00	14.29	2.93
Molecular Biology and Bioinformatics	12	8.33	16.67	41.67	0.00	33.33	2.67
Music	21	0.00	9.52	47.62	0.00	42.86	2.24
Philosophy	29	0.00	20.69	44.83	0.00	34.48	2.52
Physical Education	28	3.57	21.43	39.29	0.00	35.71	2.57
Physics	26	3.85	3.85	65.38	3.85	23.08	2.62
Political Science	57	1.75	26.32	33.33	0.00	38.60	2.53
Psychology	10	0.00	10.00	60.00	0.00	30.00	2.50
Rural studies	35	2.86	22.86	48.57	0.00	25.71	2.77
Sanskrit	24	0.00	12.50	50.00	0.00	37.50	2.38
Sociology	12	0.00	50.00	33.33	0.00	16.67	3.17
Statistics	8	0.00	12.50	75.00	0.00	12.50	2.88
Zoology	23	4.35	4.35	34.78	0.00	56.52	2.00
Grand Total	948	3.06	18.25	44.73	0.84	33.12	2.57

Title: Use of Modern Teaching Methods in Classes



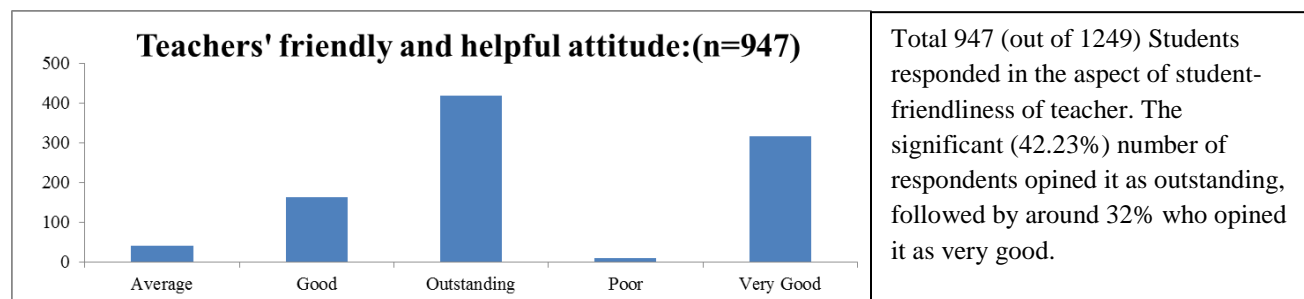
Name of the Department	Total respondent (n)	Average	Good	Outstanding	Poor	Very Good	Performance Index(Out of 5 point scale)
		Values are in percent					
Bengali	68	8.82	23.53	25.00	7.35	35.29	2.63
Botany	26	3.85	34.62	26.92	0.00	34.62	2.73
Business Management	46	2.17	6.52	54.35	0.00	36.96	2.37
Centre for Tribal Languages	1	0.00	100.00	0.00	0.00	0.00	4.00
Chemical and Polymer Engineering	1	0.00	0.00	0.00	0.00	100.00	1.00
Chemistry	26	0.00	15.38	57.69	3.85	23.08	2.65
Commerce	33	0.00	21.21	39.39	0.00	39.39	2.42
Computer Science & Engineering	11	0.00	9.09	45.45	0.00	45.45	2.18
Economics	23	13.04	39.13	21.74	0.00	26.09	3.13
Education	16	0.00	0.00	68.75	0.00	31.25	2.38
Electrical Engineering	13	7.69	30.77	23.08	7.69	30.77	2.77
Electronics and Communication Engineering	12	0.00	0.00	75.00	0.00	25.00	2.50
English	64	14.06	28.13	21.88	7.81	28.13	2.92
Fine Arts	4	0.00	25.00	50.00	0.00	25.00	2.75
Forestry and Biodiversity	16	0.00	0.00	62.50	0.00	37.50	2.25
Geography and Disaster Management	18	11.11	11.11	27.78	0.00	50.00	2.33
Hindi	2	0.00	0.00	100.00	0.00	0.00	3.00
History	47	10.64	25.53	23.40	6.38	34.04	2.72
Human Physiology	15	0.00	6.67	73.33	0.00	20.00	2.67
IMD	77	18.18	29.87	12.99	3.90	35.06	2.92
Information Technology	7	14.29	28.57	14.29	0.00	42.86	2.71
Journalism and Mass Communication	1	0.00	0.00	0.00	0.00	100.00	1.00
Kokborok	44	9.09	34.09	6.82	25.00	25.00	2.77
Library and Information Science	37	8.11	5.41	29.73	5.41	51.35	2.14
Linguistics and Tribal Languages	10	0.00	0.00	50.00	0.00	50.00	2.00
Material Science and Engineering	3	0.00	0.00	66.67	0.00	33.33	2.33
Mathematics	28	10.71	17.86	17.86	17.86	35.71	2.50
Microbiology	14	0.00	7.14	64.29	0.00	28.57	2.50
Molecular Biology and Bioinformatics	12	0.00	16.67	25.00	0.00	58.33	2.00
Music	21	4.76	28.57	47.62	0.00	19.05	3.00
Philosophy	29	10.34	34.48	27.59	0.00	27.59	3.00
Physical Education	28	10.71	14.29	39.29	3.57	32.14	2.68
Physics	26	0.00	7.69	42.31	3.85	46.15	2.12
Political Science	57	21.05	21.05	15.79	7.02	35.09	2.86
Psychology	10	0.00	0.00	60.00	0.00	40.00	2.20
Rural studies	35	2.86	5.71	42.86	0.00	48.57	2.14
Sanskrit	24	12.50	16.67	25.00	0.00	45.83	2.50
Sociology	12	8.33	50.00	8.33	0.00	33.33	3.00
Statistics	8	0.00	12.50	12.50	62.50	12.50	2.25
Zoology	23	17.39	26.09	17.39	4.35	34.78	2.87
Grand Total	948	8.54	20.15	31.22	5.06	35.02	2.62

Title: Teacher's Attention towards Academically Weaker Students in the Class



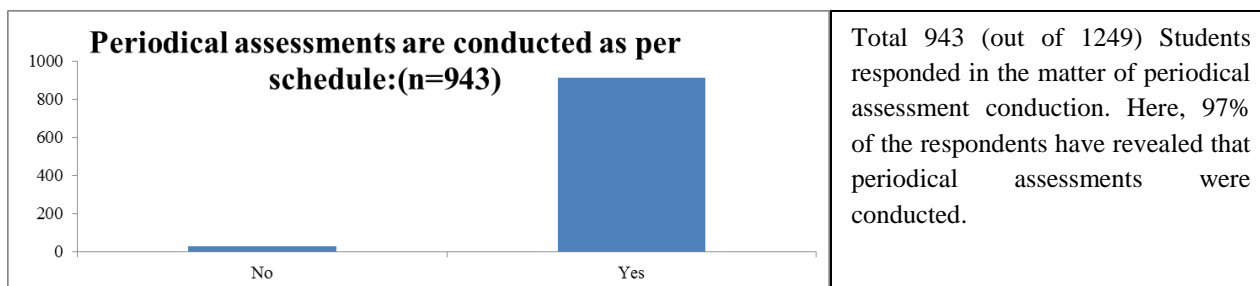
Name of the Department	Total respondent (n)	Average	Good	Outstanding	Poor	Very Good	Performance Index(Out of 5 point scale)
		Values are in percent					
Bengali	68	2.94	25.00	42.65	2.94	26.47	2.75
Botany	26	11.54	34.62	11.54	0.00	42.31	2.73
Business management	46	6.52	28.26	23.91	6.52	34.78	2.65
Centre for Tribal languages	1	0.00	0.00	100.00	0.00	0.00	3.00
Chemical and Polymer Engineering	1	0.00	0.00	0.00	0.00	100.00	1.00
Chemistry	26	3.85	23.08	34.62	7.69	30.77	2.62
Commerce	33	0.00	18.18	45.45	0.00	36.36	2.45
Computer Science & Engineering	11	0.00	36.36	36.36	0.00	27.27	2.82
Economics	23	13.04	21.74	21.74	4.35	39.13	2.65
Education	16	0.00	6.25	62.50	0.00	31.25	2.44
Electrical Engineering	13	7.69	15.38	15.38	15.38	46.15	2.23
Electronics and Communication Engineering	12	0.00	0.00	41.67	0.00	58.33	1.83
English	64	10.94	25.00	29.69	3.13	31.25	2.81
Fine Arts	4	0.00	25.00	50.00	0.00	25.00	2.75
Forestry and Biodiversity	16	0.00	12.50	62.50	0.00	25.00	2.63
Geography and Disaster Management	18	0.00	33.33	11.11	11.11	44.44	2.33
Hindi	2	0.00	0.00	100.00	0.00	0.00	3.00
History	47	8.51	19.15	23.40	2.13	46.81	2.40
Human Physiology	15	6.67	13.33	46.67	0.00	33.33	2.60
IMD	77	11.69	40.26	11.69	2.60	33.77	2.94
Information Technology	7	0.00	57.14	28.57	0.00	14.29	3.29
Journalism and Mass Communication	1	0.00	0.00	0.00	0.00	100.00	1.00
Kokborok	44	18.18	45.45	4.55	2.27	29.55	3.20
Library and Information Science	37	5.41	18.92	32.43	2.70	40.54	2.46
Linguistics and Tribal Languages	9	0.00	0.00	55.56	0.00	44.44	2.11
Material Science and Engineering	3	0.00	33.33	0.00	0.00	66.67	2.00
Mathematics	28	17.86	25.00	21.43	14.29	21.43	3.04
Microbiology	14	0.00	21.43	28.57	0.00	50.00	2.21
Molecular Biology and Bioinformatics	12	8.33	8.33	41.67	0.00	41.67	2.42
Music	21	0.00	23.81	57.14	0.00	19.05	2.86
Philosophy	29	10.34	31.03	24.14	0.00	34.48	2.83
Physical Education	28	10.71	21.43	25.00	0.00	42.86	2.57
Physics	26	15.38	0.00	26.92	3.85	53.85	2.19
Political Science	57	10.53	36.84	17.54	0.00	35.09	2.88
Psychology	10	0.00	20.00	40.00	0.00	40.00	2.40
Rural studies	35	11.43	11.43	31.43	2.86	42.86	2.46
Sanskrit	24	0.00	25.00	54.17	0.00	20.83	2.83
Sociology	12	16.67	50.00	8.33	0.00	25.00	3.33
Statistics	8	12.50	12.50	12.50	0.00	62.50	2.13
Zoology	23	8.70	21.74	21.74	0.00	47.83	2.43
Grand Total	947	7.92	25.13	28.51	2.64	35.80	2.67

Title: Teacher's Friendly and Helpful Attitude



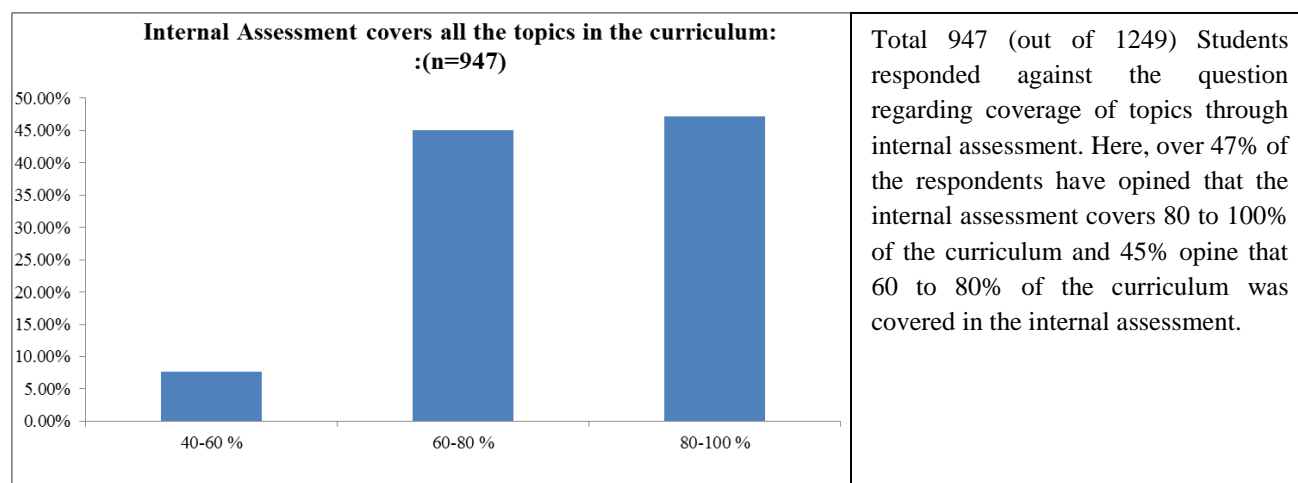
Name of the Department	Total respondent (n)	Average	Good	Outstanding	Poor	Very Good	Performance Index(Out of 5 point scale)
		Values are in percent					
Bengali	68	4.41	11.76	45.59	0.00	38.24	2.44
Botany	26	0.00	3.85	38.46	0.00	57.69	1.88
Business Management	46	6.52	23.91	47.83	0.00	21.74	2.93
Centre for Tribal languages	1	0.00	0.00	100.00	0.00	0.00	3.00
Chemical and Polymer Engineering	1	0.00	0.00	0.00	0.00	100.00	1.00
Chemistry	26	3.85	3.85	53.85	7.69	30.77	2.42
Commerce	33	0.00	12.12	57.58	0.00	30.30	2.52
Computer Science & Engineering	11	9.09	18.18	36.36	0.00	36.36	2.64
Economics	23	4.35	8.70	47.83	0.00	39.13	2.39
Education	16	0.00	6.25	62.50	0.00	31.25	2.44
Electrical Engineering	13	23.08	15.38	38.46	7.69	15.38	3.23
Electronics and Communication Engineering	12	0.00	0.00	83.33	0.00	16.67	2.67
English	64	1.56	18.75	50.00	0.00	29.69	2.63
Fine Arts	4	0.00	0.00	50.00	0.00	50.00	2.00
Forestry and Biodiversity	16	0.00	12.50	62.50	0.00	25.00	2.63
Geography and Disaster Management	18	11.11	16.67	27.78	5.56	38.89	2.56
Hindi	2	0.00	0.00	100.00	0.00	0.00	3.00
History	47	4.26	21.28	36.17	0.00	38.30	2.53
Human Physiology	15	0.00	6.67	66.67	0.00	26.67	2.53
IMD	76	3.95	28.95	26.32	1.32	39.47	2.57
Information Technology	7	28.57	28.57	28.57	0.00	14.29	3.57
Journalism and Mass Communication	1	0.00	100.00	0.00	0.00	0.00	4.00
Kokborok	44	13.64	25.00	13.64	0.00	47.73	2.57
Library and Information Science	37	8.11	10.81	54.05	2.70	24.32	2.76
Linguistics and Tribal Languages	10	0.00	10.00	80.00	0.00	10.00	2.90
Material Science and Engineering	3	0.00	33.33	33.33	0.00	33.33	2.67
Mathematics	28	0.00	32.14	39.29	3.57	25.00	2.79
Microbiology	14	0.00	7.14	71.43	0.00	21.43	2.64
Molecular Biology and Bioinformatics	12	0.00	25.00	41.67	0.00	33.33	2.58
Music	21	0.00	4.76	47.62	0.00	47.62	2.10
Philosophy	29	0.00	17.24	51.72	0.00	31.03	2.55
Physical Education	28	7.14	14.29	39.29	0.00	39.29	2.50
Physics	26	3.85	7.69	73.08	3.85	11.54	2.88
Political Science	57	7.02	26.32	26.32	0.00	40.35	2.60
Psychology	10	0.00	0.00	60.00	0.00	40.00	2.20
Rural studies	35	5.71	14.29	48.57	2.86	28.57	2.66
Sanskrit	24	0.00	25.00	37.50	0.00	37.50	2.50
Sociology	12	8.33	50.00	8.33	0.00	33.33	3.00
Statistics	8	0.00	12.50	87.50	0.00	0.00	3.13
Zoology	23	0.00	13.04	43.48	0.00	43.48	2.26
Grand Total	947	4.33	17.21	44.14	0.95	33.37	2.58

Title: Conduction of Periodical Assessment as per Schedule



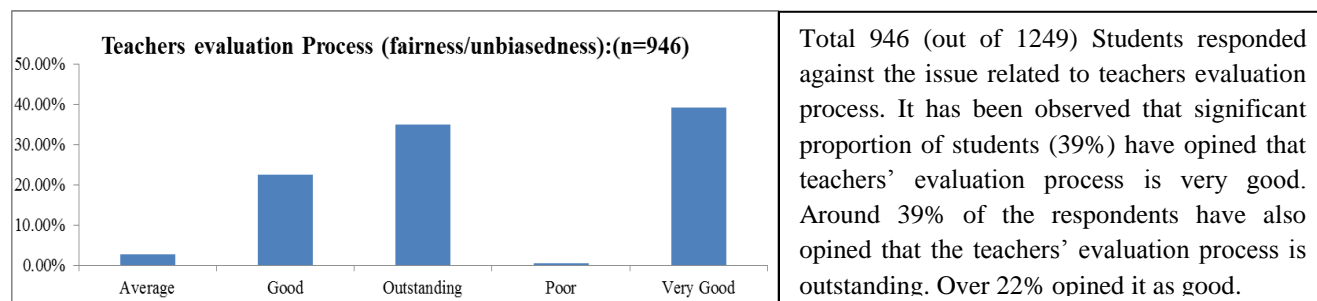
Name of the Department	Total respondent (n)	No	Yes	Performance Index (Out of 2 point scale)
		Values are in percent		
Bengali	68	2.94	97.06	1.03
Botany	26	0.00	100.00	1.00
Business Management	46	0.00	100.00	1.00
Centre for Tribal Languages	1	100.00	0.00	2.00
Chemical and Polymer Engineering	1	0.00	100.00	1.00
Chemistry	26	3.85	96.15	1.04
Commerce	33	3.03	96.97	1.03
Computer Science & Engineering	11	0.00	100.00	1.00
Economics	23	0.00	100.00	1.00
Education	16	0.00	100.00	1.00
Electrical Engineering	13	7.69	92.31	1.08
Electronics and Communication Engineering	12	0.00	100.00	1.00
English	64	3.13	96.88	1.03
Fine Arts	4	0.00	100.00	1.00
Forestry and Biodiversity	16	0.00	100.00	1.00
Geography and Disaster Management	18	5.56	94.44	1.06
Hindi	2	0.00	100.00	1.00
History	47	2.13	97.87	1.02
Human Physiology	15	0.00	100.00	1.00
IMD	77	3.90	96.10	1.04
Information Technology	7	0.00	100.00	1.00
Journalism and Mass Communication	1	0.00	100.00	1.00
Kokborok	41	4.88	95.12	1.05
Library and Information Science	37	5.41	94.59	1.05
Linguistics and Tribal Languages	10	0.00	100.00	1.00
Material Science and Engineering	3	0.00	100.00	1.00
Mathematics	28	3.57	96.43	1.04
Microbiology	14	0.00	100.00	1.00
Molecular Biology and Bioinformatics	12	16.67	83.33	1.17
Music	21	0.00	100.00	1.00
Philosophy	29	0.00	100.00	1.00
Physical Education	27	3.70	96.30	1.04
Physics	26	7.69	92.31	1.08
Political Science	56	3.57	96.43	1.04
Psychology	10	0.00	100.00	1.00
Rural studies	35	5.71	94.29	1.06
Sanskrit	24	4.17	95.83	1.04
Sociology	12	0.00	100.00	1.00
Statistics	8	0.00	100.00	1.00
Zoology	23	0.00	100.00	1.00
Grand Total	943	2.97	97.03	1.03

Title: Complete Coverage of Topics of the Curriculum through Internal Assessment



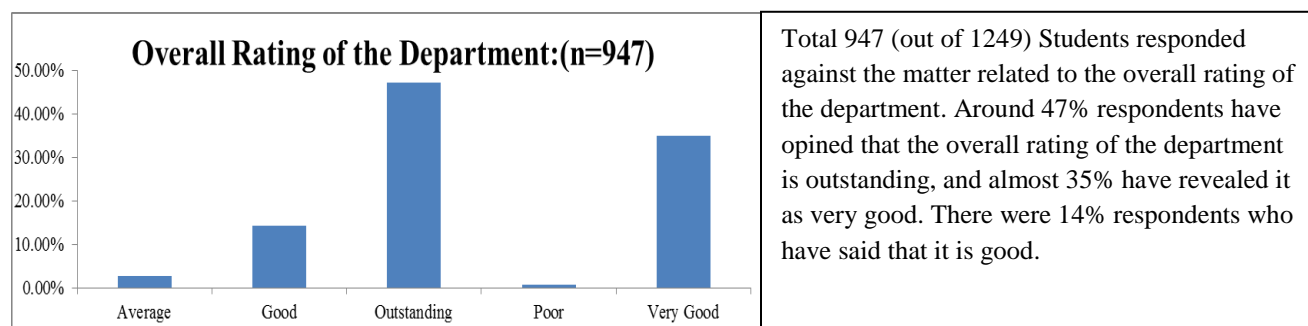
Name of the Department	Total respondent (n)	40-60	60-80	80-100	Performance Index (Out of 3 point scale)
		Values are in percent			
Bengali	68	0.00	60.29	39.71	1.6
Botany	26	7.69	50.00	42.31	1.7
Business Management	46	4.35	39.13	56.52	1.5
Centre for Tribal languages	1	0.00	100.00	0.00	2.0
Chemical and Polymer Engineering	1	0.00	0.00	100.00	1.0
Chemistry	26	7.69	34.62	57.69	1.5
Commerce	33	6.06	33.33	60.61	1.5
Computer Science & Engineering	11	0.00	45.45	54.55	1.5
Economics	23	0.00	43.48	56.52	1.4
Education	16	6.25	18.75	75.00	1.3
Electrical Engineering	13	7.69	38.46	53.85	1.5
Electronics and Communication Engineering	12	0.00	8.33	91.67	1.1
English	64	4.69	64.06	31.25	1.7
Fine Arts	4	0.00	25.00	75.00	1.3
Forestry and Biodiversity	16	0.00	37.50	62.50	1.4
Geography and Disaster Management	18	16.67	38.89	44.44	1.7
Hindi	2	0.00	50.00	50.00	1.5
History	46	15.22	45.65	39.13	1.8
Human Physiology	15	0.00	46.67	53.33	1.5
IMD	77	9.09	62.34	28.57	1.8
Information Technology	7	0.00	71.43	28.57	1.7
Journalism and Mass Communication	1	0.00	100.00	0.00	2.0
Kokborok	44	13.64	40.91	45.45	1.7
Library and Information Science	37	13.51	43.24	43.24	1.7
Linguistics and Tribal Languages	10	10.00	40.00	50.00	1.6
Material Science and Engineering	3	0.00	0.00	100.00	1.0
Mathematics	29	20.69	34.48	44.83	1.8
Microbiology	14	7.14	42.86	50.00	1.6
Molecular Biology and Bioinformatics	12	0.00	41.67	58.33	1.4
Music	21	0.00	23.81	76.19	1.2
Philosophy	29	13.79	20.69	65.52	1.5
Physical Education	28	14.29	67.86	17.86	2.0
Physics	26	3.85	42.31	53.85	1.5
Political Science	57	5.26	42.11	52.63	1.5
Psychology	10	0.00	40.00	60.00	1.4
Rural studies	34	14.71	26.47	58.82	1.6
Sanskrit	24	12.50	37.50	50.00	1.6
Sociology	12	0.00	66.67	33.33	1.7
Statistics	8	12.50	75.00	12.50	2.0
Zoology	23	13.04	52.17	34.78	1.8
Grand Total	947	7.71	45.09	47.20	1.6

Title: Evaluation Process of the Teacher



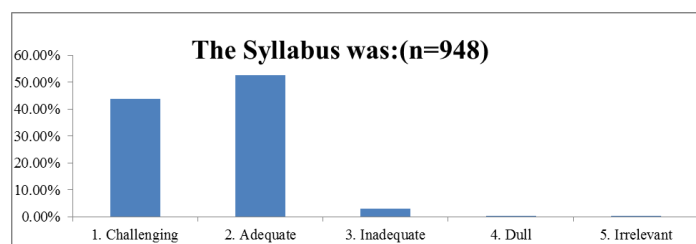
Name of the Department	Total respondent (n)	Values are in percent					Performance Index(Out of 5 point scale)
		Average	Good	Outstanding	Poor	Very Good	
Bengali	67	1.49	16.42	38.81	0.00	43.28	2.33
Botany	26	0.00	34.62	11.54	0.00	53.85	2.27
Business Management	45	0.00	20.00	42.22	0.00	37.78	2.44
Centre for Tribal languages	1	0.00	100.00	0.00	0.00	0.00	4.00
Chemical and Polymer Engineering	1	0.00	0.00	100.00	0.00	0.00	3.00
Chemistry	26	0.00	11.54	42.31	3.85	42.31	2.23
Commerce	33	3.03	15.15	48.48	0.00	33.33	2.55
Computer Science & Engineering	11	9.09	18.18	27.27	0.00	45.45	2.45
Economics	23	4.35	21.74	39.13	0.00	34.78	2.61
Education	16	0.00	18.75	56.25	0.00	25.00	2.69
Electrical Engineering	13	0.00	30.77	30.77	7.69	30.77	2.62
Electronics and Communication Engineering	12	0.00	8.33	58.33	0.00	33.33	2.42
English	64	1.56	18.75	42.19	0.00	37.50	2.47
Fine Arts	4	0.00	0.00	50.00	0.00	50.00	2.00
Forestry and Biodiversity	16	0.00	12.50	62.50	0.00	25.00	2.63
Geography and Disaster Management	18	5.56	16.67	16.67	0.00	61.11	2.06
Hindi	2	0.00	0.00	50.00	0.00	50.00	2.00
History	47	2.13	25.53	36.17	0.00	36.17	2.57
Human Physiology	15	0.00	0.00	53.33	0.00	46.67	2.07
IMD	77	0.00	41.56	15.58	1.30	41.56	2.57
Information Technology	7	28.57	28.57	28.57	0.00	14.29	3.57
Journalism and Mass Communication	1	0.00	100.00	0.00	0.00	0.00	4.00
Kokborok	44	4.55	38.64	11.36	0.00	45.45	2.57
Library and Information Science	37	8.11	13.51	24.32	2.70	51.35	2.24
Linguistics and Tribal Languages	10	0.00	10.00	50.00	0.00	40.00	2.30
Material Science and Engineering	3	0.00	33.33	33.33	0.00	33.33	2.67
Mathematics	28	7.14	21.43	39.29	0.00	32.14	2.71
Microbiology	14	14.29	0.00	35.71	0.00	50.00	2.29
Molecular Biology and Bioinformatics	12	0.00	8.33	50.00	0.00	41.67	2.25
Music	21	4.76	4.76	57.14	0.00	33.33	2.48
Philosophy	29	3.45	20.69	31.03	0.00	44.83	2.38
Physical Education	28	0.00	35.71	17.86	0.00	46.43	2.43
Physics	26	0.00	11.54	53.85	3.85	30.77	2.46
Political Science	57	5.26	31.58	22.81	0.00	40.35	2.61
Psychology	10	0.00	20.00	40.00	0.00	40.00	2.40
Rural studies	35	8.57	25.71	37.14	0.00	28.57	2.86
Sanskrit	24	0.00	16.67	50.00	0.00	33.33	2.50
Sociology	12	0.00	58.33	25.00	0.00	16.67	3.25
Statistics	8	0.00	25.00	75.00	0.00	0.00	3.25
Zoology	23	0.00	17.39	34.78	0.00	47.83	2.22
Grand Total	946	2.75	22.62	34.99	0.53	39.11	2.49

Title: Overall Rating of the Department



Name of the Department	Total respondent (n)	Average	Good	Outstanding	Poor	Very Good	Performance Index(Out of 5 point scale)
		Values are in percent					
Bengali	68	1.47	7.35	60.29	1.47	29.41	2.50
Botany	26	0.00	3.85	57.69	0.00	38.46	2.27
Business management	46	4.35	15.22	47.83	0.00	32.61	2.59
Centre for Tribal languages	1	0.00	100.00	0.00	0.00	0.00	4.00
Chemical and Polymer Engineering	2	50.00	0.00	0.00	0.00	50.00	3.00
Chemistry	26	0.00	7.69	53.85	0.00	38.46	2.31
Commerce	33	0.00	18.18	60.61	0.00	21.21	2.76
Computer Science & Engineering	11	0.00	27.27	45.45	0.00	27.27	2.73
Economics	23	4.35	8.70	34.78	0.00	52.17	2.13
Education	16	0.00	12.50	68.75	0.00	18.75	2.75
Electrical Engineering	13	15.38	46.15	23.08	7.69	7.69	3.54
Electronics and Communication Engineering	12	0.00	0.00	66.67	0.00	33.33	2.33
English	64	3.13	6.25	60.94	0.00	29.69	2.53
Fine Arts	4	0.00	25.00	50.00	0.00	25.00	2.75
Forestry and Biodiversity	16	0.00	0.00	81.25	0.00	18.75	2.63
Geography and Disaster Management	18	5.56	11.11	22.22	0.00	61.11	2.00
Hindi	2	0.00	0.00	100.00	0.00	0.00	3.00
History	46	2.17	17.39	45.65	2.17	32.61	2.54
Human Physiology	15	0.00	6.67	66.67	0.00	26.67	2.53
IMD	77	1.30	20.78	38.96	1.30	37.66	2.47
Information Technology	7	0.00	28.57	28.57	0.00	42.86	2.43
Journalism and Mass Communication	1	0.00	0.00	0.00	0.00	100.00	1.00
Kokborok	44	11.36	15.91	9.09	0.00	63.64	2.11
Library and Information Science	37	2.70	8.11	59.46	0.00	29.73	2.54
Linguistics and Tribal Languages	10	0.00	10.00	70.00	0.00	20.00	2.70
Material Science and Engineering	3	0.00	33.33	33.33	0.00	33.33	2.67
Mathematics	28	3.57	17.86	42.86	3.57	32.14	2.57
Microbiology	14	0.00	7.14	64.29	0.00	28.57	2.50
Molecular Biology and Bioinformatics	12	25.00	8.33	25.00	0.00	41.67	2.75
Music	21	0.00	4.76	57.14	0.00	38.10	2.29
Philosophy	29	3.45	3.45	51.72	0.00	41.38	2.28
Physical Education	27	0.00	22.22	44.44	0.00	33.33	2.56
Physics	26	0.00	7.69	76.92	3.85	11.54	2.81
Political Science	57	1.75	28.07	28.07	0.00	42.11	2.47
Psychology	10	0.00	0.00	60.00	0.00	40.00	2.20
Rural studies	35	2.86	17.14	51.43	2.86	25.71	2.69
Sanskrit	24	0.00	8.33	54.17	4.17	33.33	2.38
Sociology	12	0.00	33.33	8.33	0.00	58.33	2.17
Statistics	8	0.00	37.50	12.50	0.00	50.00	2.38
Zoology	23	4.35	26.09	21.74	0.00	47.83	2.39
Grand Total	947	2.75	14.26	47.20	0.84	34.95	2.49


Title: The Quality of the Syllabus



Total 948 (out of 1249) Students responded against the issue of syllabus taught in various departments. Here, 52.64% of the respondents have opined that the syllabus is adequate, and 43.78% have revealed that the syllabus is challenging. Only 3% of the respondents were of opinion that the syllabus is

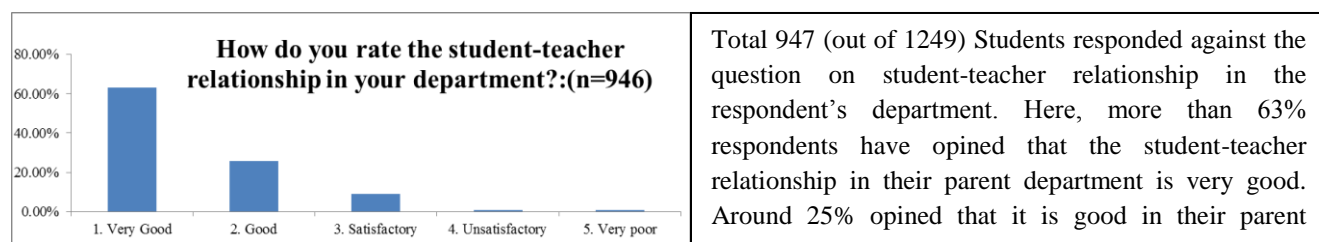
Name of the Department	Total respondent (n)	Challenging	Adequate	Inadequate	Dull	Irrelevant	Performance Index (Out of 5 point scale)
		Values are in percent					
Bengali	68	50.00	48.53	1.47	0.00	0.00	4.49
Botany	26	11.54	88.46	0.00	0.00	0.00	4.12
Business Management	46	43.48	52.17	4.35	0.00	0.00	4.39
Centre for Tribal languages	1	0.00	100.00	0.00	0.00	0.00	4.00
Chemical and Polymer Engineering	1	0.00	100.00	0.00	0.00	0.00	4.00
Chemistry	26	46.15	53.85	0.00	0.00	0.00	4.46
Commerce	33	48.48	48.48	3.03	0.00	0.00	4.45
Computer Science & Engineering	11	9.09	81.82	9.09	0.00	0.00	4.00
Economics	23	39.13	60.87	0.00	0.00	0.00	4.39
Education	16	31.25	68.75	0.00	0.00	0.00	4.31
Electrical Engineering	13	46.15	46.15	7.69	0.00	0.00	4.38
Electronics and Communication Engineering	12	41.67	58.33	0.00	0.00	0.00	4.42
English	64	56.25	40.63	1.56	1.56	0.00	4.52
Fine Arts	4	75.00	25.00	0.00	0.00	0.00	4.75
Forestry and Biodiversity	16	50.00	50.00	0.00	0.00	0.00	4.50
Geography and Disaster Management	18	27.78	66.67	5.56	0.00	0.00	4.22
Hindi	2	50.00	50.00	0.00	0.00	0.00	4.50
History	47	44.68	51.06	2.13	0.00	2.13	4.36
Human Physiology	15	20.00	80.00	0.00	0.00	0.00	4.20
IMD	77	35.06	61.04	3.90	0.00	0.00	4.31
Information Technology	7	28.57	57.14	14.29	0.00	0.00	4.14
Journalism and Mass Communication	1	100.00	0.00	0.00	0.00	0.00	5.00
Kokborok	44	36.36	54.55	9.09	0.00	0.00	4.27
Library and Information Science	37	51.35	40.54	5.41	0.00	2.70	4.38
Linguistics and Tribal Languages	10	80.00	20.00	0.00	0.00	0.00	4.80
Material Science and Engineering	3	33.33	66.67	0.00	0.00	0.00	4.33
Mathematics	28	39.29	57.14	0.00	3.57	0.00	4.32
Microbiology	14	42.86	50.00	7.14	0.00	0.00	4.36
Molecular Biology and Bioinformatics	12	8.33	91.67	0.00	0.00	0.00	4.08
Music	21	57.14	42.86	0.00	0.00	0.00	4.57
Philosophy	29	55.17	44.83	0.00	0.00	0.00	4.55
Physical Education	28	50.00	46.43	3.57	0.00	0.00	4.46
Physics	26	50.00	42.31	3.85	0.00	3.85	4.35
Political Science	57	43.86	54.39	1.75	0.00	0.00	4.42
Psychology	10	60.00	40.00	0.00	0.00	0.00	4.60
Rural studies	35	60.00	34.29	5.71	0.00	0.00	4.54
Sanskrit	24	58.33	41.67	0.00	0.00	0.00	4.58
Sociology	12	58.33	41.67	0.00	0.00	0.00	4.58
Statistics	8	25.00	50.00	25.00	0.00	0.00	4.00
Zoology	23	21.74	69.57	8.70	0.00	0.00	4.13
Grand Total	948	43.78	52.64	3.06	0.21	0.32	4.39

Title: Student-Teacher Relationship in the University



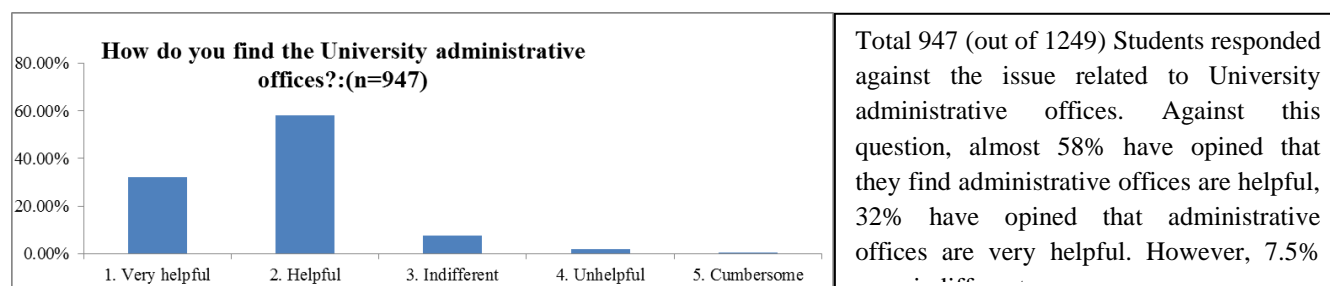
Name of the Department	Total respondent (n)	Very Good	Good	Satisfactory	Unsatisfactory	Very poor	Performance Index(Out of 5 point scale)
		Values are in percent					
Bengali	68	52.94	32.35	13.24	1.47	0.00	4.37
Botany	26	42.31	34.62	23.08	0.00	0.00	4.19
Business Management	45	37.78	44.44	17.78	0.00	0.00	4.20
Centre for Tribal languages	1	0.00	0.00	100.00	0.00	0.00	3.00
Chemical and Polymer Engineering	1	100.00	0.00	0.00	0.00	0.00	5.00
Chemistry	26	42.31	30.77	15.38	11.54	0.00	4.04
Commerce	33	60.61	24.24	15.15	0.00	0.00	4.45
Computer Science & Engineering	11	27.27	72.73	0.00	0.00	0.00	4.27
Economics	23	47.83	30.43	17.39	4.35	0.00	4.22
Education	16	62.50	37.50	0.00	0.00	0.00	4.63
Electrical Engineering	13	38.46	30.77	30.77	0.00	0.00	4.08
Electronics and Communication Engineering	12	66.67	33.33	0.00	0.00	0.00	4.67
English	64	53.13	35.94	10.94	0.00	0.00	4.42
Fine Arts	4	50.00	50.00	0.00	0.00	0.00	4.50
Forestry and Biodiversity	16	43.75	50.00	6.25	0.00	0.00	4.38
Geography and Disaster Management	18	27.78	44.44	16.67	5.56	5.56	3.83
Hindi	2	100.00	0.00	0.00	0.00	0.00	5.00
History	47	48.94	29.79	19.15	2.13	0.00	4.26
Human Physiology	14	64.29	35.71	0.00	0.00	0.00	4.64
IMD	77	37.66	44.16	15.58	2.60	0.00	4.17
Information Technology	7	28.57	71.43	0.00	0.00	0.00	4.29
Journalism and Mass Communication	1	0.00	100.00	0.00	0.00	0.00	4.00
Kokborok	44	38.64	38.64	22.73	0.00	0.00	4.16
Library and Information Science	37	40.54	37.84	18.92	0.00	2.70	4.14
Linguistics and Tribal Languages	10	60.00	20.00	20.00	0.00	0.00	4.40
Material Science and Engineering	3	66.67	33.33	0.00	0.00	0.00	4.67
Mathematics	28	32.14	32.14	25.00	10.71	0.00	3.86
Microbiology	14	35.71	28.57	35.71	0.00	0.00	4.00
Molecular Biology and Bioinformatics	12	50.00	33.33	16.67	0.00	0.00	4.33
Music	21	61.90	33.33	4.76	0.00	0.00	4.57
Philosophy	29	48.28	41.38	10.34	0.00	0.00	4.38
Physical Education	28	32.14	57.14	7.14	3.57	0.00	4.18
Physics	26	65.38	23.08	0.00	3.85	7.69	4.35
Political Science	56	33.93	39.29	23.21	1.79	1.79	4.02
Psychology	10	70.00	30.00	0.00	0.00	0.00	4.70
Rural studies	35	51.43	22.86	17.14	0.00	8.57	4.09
Sanskrit	24	58.33	25.00	12.50	0.00	4.17	4.33
Sociology	12	16.67	66.67	16.67	0.00	0.00	4.00
Statistics	8	12.50	25.00	37.50	12.50	12.50	3.13
Zoology	23	39.13	43.48	17.39	0.00	0.00	4.22
Grand Total	945	45.40	36.72	15.13	1.69	1.06	4.24

Title: Rating of the Student-Teacher Relationship in Respondent's Department



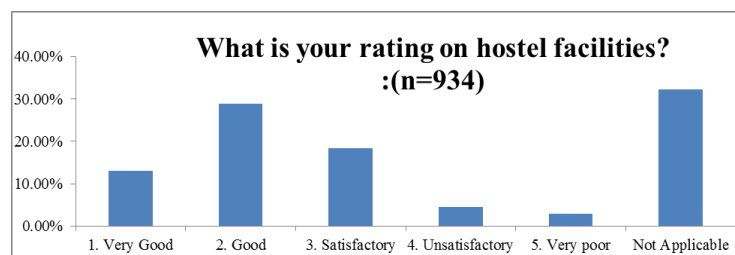
Name of the Department	Total respondent (n)	Very Good	Good	Satisfactory	Unsatisfactory	Very poor	Performance Index(Out of 5 point scale)
		Values are in percent					
Bengali	68	77.94	13.24	8.82	0.00	0.00	4.69
Botany	26	80.77	19.23	0.00	0.00	0.00	4.81
Business Management	45	62.22	26.67	11.11	0.00	0.00	4.51
Centre for Tribal languages	1	0.00	100.00	0.00	0.00	0.00	4.00
Chemical and Polymer Engineering	1	100.00	0.00	0.00	0.00	0.00	5.00
Chemistry	26	61.54	19.23	15.38	3.85	0.00	4.38
Commerce	33	75.76	18.18	6.06	0.00	0.00	4.70
Computer Science & Engineering	11	63.64	27.27	9.09	0.00	0.00	4.55
Economics	23	65.22	17.39	17.39	0.00	0.00	4.48
Education	16	93.75	6.25	0.00	0.00	0.00	4.94
Electrical Engineering	13	53.85	23.08	15.38	0.00	7.69	4.15
Electronics and Communication Engineering	12	83.33	16.67	0.00	0.00	0.00	4.83
English	64	73.44	18.75	7.81	0.00	0.00	4.66
Fine Arts	4	100.00	0.00	0.00	0.00	0.00	5.00
Forestry and Biodiversity	16	75.00	18.75	6.25	0.00	0.00	4.69
Geography and Disaster Management	18	33.33	50.00	16.67	0.00	0.00	4.17
Hindi	2	100.00	0.00	0.00	0.00	0.00	5.00
History	47	65.96	25.53	6.38	0.00	2.13	4.53
Human Physiology	15	80.00	13.33	6.67	0.00	0.00	4.73
IMD	77	40.26	51.95	5.19	2.60	0.00	4.30
Information Technology	7	28.57	57.14	14.29	0.00	0.00	4.14
Journalism and Mass Communication	1	0.00	0.00	100.00	0.00	0.00	3.00
Kokborok	44	34.09	52.27	11.36	2.27	0.00	4.18
Library and Information Science	37	70.27	16.22	10.81	0.00	2.70	4.51
Linguistics and Tribal Languages	10	90.00	10.00	0.00	0.00	0.00	4.90
Material Science and Engineering	3	33.33	66.67	0.00	0.00	0.00	4.33
Mathematics	28	60.71	25.00	10.71	3.57	0.00	4.43
Microbiology	14	78.57	14.29	7.14	0.00	0.00	4.71
Molecular Biology and Bioinformatics	12	58.33	16.67	25.00	0.00	0.00	4.33
Music	21	85.71	14.29	0.00	0.00	0.00	4.86
Philosophy	29	68.97	27.59	3.45	0.00	0.00	4.66
Physical Education	28	67.86	25.00	7.14	0.00	0.00	4.61
Physics	26	73.08	15.38	7.69	0.00	3.85	4.54
Political Science	57	42.11	29.82	22.81	5.26	0.00	4.09
Psychology	9	88.89	11.11	0.00	0.00	0.00	4.89
Rural studies	35	51.43	22.86	14.29	2.86	8.57	4.06
Sanskrit	24	87.50	8.33	4.17	0.00	0.00	4.83
Sociology	12	8.33	83.33	8.33	0.00	0.00	4.00
Statistics	8	87.50	12.50	0.00	0.00	0.00	4.88
Zoology	23	52.17	34.78	13.04	0.00	0.00	4.39
Grand Total	946	63.21	25.90	9.20	0.95	0.74	4.50

Title: Access of the University Administrative Offices



Name of the Department	Total respondent (n)	Very helpful	Helpful	Indifferent	Unhelpful	Cumbersome	Performance Index(Out of 5 point scale)
		Values are in percent					
Bengali	67	40.30	56.72	2.99	0.00	0.00	4.37
Botany	26	15.38	50.00	23.08	11.54	0.00	3.69
Business Management	46	19.57	63.04	10.87	6.52	0.00	3.96
Centre for Tribal Languages	1	0.00	100.00	0.00	0.00	0.00	4.00
Chemical and Polymer Engineering	1	100.00	0.00	0.00	0.00	0.00	5.00
Chemistry	26	38.46	53.85	7.69	0.00	0.00	4.31
Commerce	33	36.36	48.48	6.06	9.09	0.00	4.12
Computer Science & Engineering	11	18.18	81.82	0.00	0.00	0.00	4.18
Economics	23	17.39	60.87	21.74	0.00	0.00	3.96
Education	16	31.25	68.75	0.00	0.00	0.00	4.31
Electrical Engineering	13	30.77	38.46	30.77	0.00	0.00	4.00
Electronics and Communication Engineering	12	41.67	58.33	0.00	0.00	0.00	4.42
English	64	35.94	57.81	4.69	0.00	1.56	4.27
Fine Arts	4	75.00	25.00	0.00	0.00	0.00	4.75
Forestry and Biodiversity	16	25.00	75.00	0.00	0.00	0.00	4.25
Geography and Disaster Management	18	27.78	44.44	16.67	5.56	5.56	3.83
Hindi	2	0.00	100.00	0.00	0.00	0.00	4.00
History	47	48.94	46.81	4.26	0.00	0.00	4.45
Human Physiology	15	46.67	53.33	0.00	0.00	0.00	4.47
IMD	77	27.27	64.94	6.49	1.30	0.00	4.18
Information Technology	7	14.29	71.43	14.29	0.00	0.00	4.00
Journalism and Mass Communication	1	100.00	0.00	0.00	0.00	0.00	5.00
Kokborok	44	29.55	61.36	9.09	0.00	0.00	4.20
Library and Information Science	37	21.62	62.16	10.81	5.41	0.00	4.00
Linguistics and Tribal Languages	10	30.00	60.00	10.00	0.00	0.00	4.20
Material Science and Engineering	3	0.00	100.00	0.00	0.00	0.00	4.00
Mathematics	28	21.43	71.43	3.57	3.57	0.00	4.11
Microbiology	14	21.43	71.43	0.00	7.14	0.00	4.07
Molecular Biology and Bioinformatics	12	33.33	58.33	8.33	0.00	0.00	4.25
Music	21	61.90	38.10	0.00	0.00	0.00	4.62
Philosophy	29	41.38	48.28	10.34	0.00	0.00	4.31
Physical Education	28	17.86	71.43	10.71	0.00	0.00	4.07
Physics	26	15.38	57.69	23.08	0.00	3.85	3.81
Political Science	57	31.58	63.16	3.51	0.00	1.75	4.23
Psychology	10	60.00	40.00	0.00	0.00	0.00	4.60
Rural studies	35	48.57	45.71	2.86	2.86	0.00	4.40
Sanskrit	24	58.33	41.67	0.00	0.00	0.00	4.58
Sociology	12	25.00	75.00	0.00	0.00	0.00	4.25
Statistics	8	12.50	25.00	37.50	12.50	12.50	3.13
Zoology	23	17.39	73.91	8.70	0.00	0.00	4.09
Grand Total	947	32.21	57.97	7.50	1.80	0.53	4.20

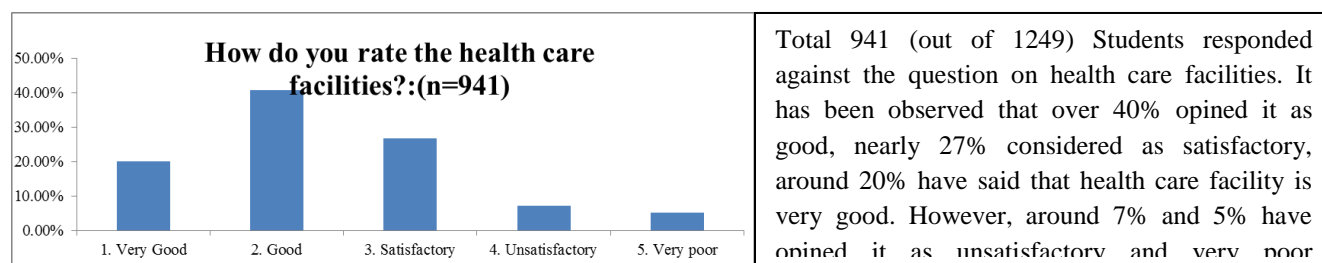
Title: Rating of Hostel Facilities



Total 934 (out of 1249) Students responded against the question on hostel facilities. Out of the total responses, 32% respondents have opined that it is not applicable for them, almost 29% opined that it is good, over 18% considered as satisfactory, 13% said it very good and 4.5% told it as unsatisfactory.

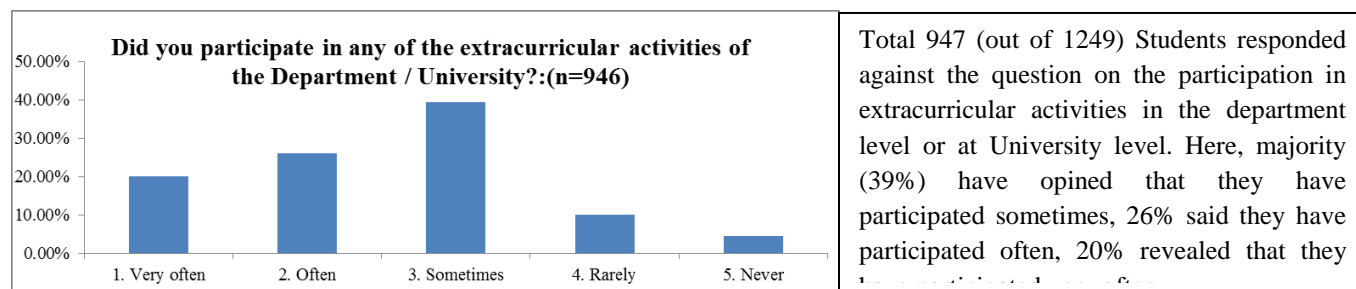
Name of the Department	Total respondent (n)	Very Good	Good	Satisfactory	Unsatisfactory	Very poor	Not Applicable	Performance Index (Out of 5 point scale)
		Values are in percent						
Bengali	67	14.93	37.31	14.93	0.00	0.00	32.84	2.69
Botany	26	15.38	19.23	30.77	11.54	0.00	23.08	2.69
Business Management	46	6.52	19.57	28.26	8.70	10.87	26.09	2.24
Centre for Tribal languages	1	0.00	100.00	0.00	0.00	0.00	0.00	4.00
Chemical and Polymer Engineering	2	0.00	0.00	0.00	0.00	0.00	100.00	0.00
Chemistry	26	7.69	30.77	15.38	0.00	3.85	42.31	2.12
Commerce	32	25.00	25.00	15.63	0.00	3.13	31.25	2.75
Computer Science & Engineering	11	9.09	36.36	27.27	0.00	0.00	27.27	2.73
Economics	23	8.70	17.39	17.39	0.00	0.00	56.52	1.65
Education	16	37.50	18.75	12.50	0.00	0.00	31.25	3.00
Electrical Engineering	12	16.67	8.33	8.33	0.00	0.00	66.67	1.42
Electronics and Communication Engineering	12	8.33	66.67	0.00	0.00	16.67	8.33	3.25
English	63	15.87	20.63	20.63	6.35	1.59	34.92	2.38
Fine Arts	4	50.00	25.00	25.00	0.00	0.00	0.00	4.25
Forestry and Biodiversity	16	0.00	25.00	6.25	0.00	0.00	68.75	1.19
Geography and Disaster Management	18	22.22	16.67	11.11	5.56	5.56	38.89	2.28
Hindi	2	0.00	0.00	50.00	0.00	0.00	50.00	1.50
History	47	23.40	38.30	23.40	0.00	2.13	12.77	3.43
Human Physiology	15	6.67	40.00	26.67	0.00	6.67	20.00	2.80
IMD	76	5.26	39.47	21.05	5.26	2.63	26.32	2.61
Information Technology	7	14.29	0.00	28.57	14.29	0.00	42.86	1.86
Journalism and Mass Communication	1	0.00	100.00	0.00	0.00	0.00	0.00	4.00
Kokborok	43	9.30	25.58	23.26	2.33	2.33	37.21	2.26
Library and Information Science	34	5.88	20.59	29.41	5.88	0.00	38.24	2.12
Linguistics and Tribal Languages	10	20.00	0.00	10.00	0.00	0.00	70.00	1.30
Material Science and Engineering	1	0.00	100.00	0.00	0.00	0.00	0.00	4.00
Mathematics	27	7.41	33.33	7.41	0.00	3.70	48.15	1.96
Microbiology	13	7.69	15.38	23.08	7.69	0.00	46.15	1.85
Molecular Biology and Bioinformatics	12	8.33	33.33	16.67	0.00	0.00	41.67	2.25
Music	22	31.82	18.18	9.09	4.55	0.00	36.36	2.68
Philosophy	28	10.71	28.57	32.14	10.71	0.00	17.86	2.86
Physical Education	27	3.70	25.93	18.52	29.63	14.81	7.41	2.52
Physics	26	3.85	34.62	7.69	15.38	0.00	38.46	2.12
Political Science	57	14.04	35.09	19.30	1.75	1.75	28.07	2.74
Psychology	9	11.11	33.33	11.11	0.00	0.00	44.44	2.22
Rural studies	35	17.14	37.14	8.57	8.57	8.57	20.00	2.86
Sanskrit	24	33.33	45.83	4.17	0.00	4.17	12.50	3.67
Sociology	12	8.33	33.33	33.33	0.00	0.00	25.00	2.75
Statistics	8	0.00	12.50	12.50	0.00	0.00	75.00	0.88
Zoology	23	8.70	17.39	17.39	4.35	4.35	47.83	1.78
Grand Total	934	13.06	28.91	18.42	4.50	2.89	32.23	2.48

Title: Rating the Health Care Facilities



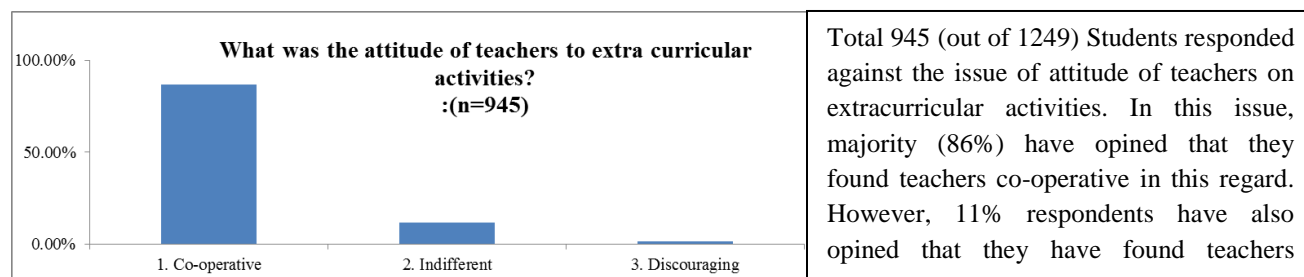
Name of the Department:	Total respondent (n)	Very Good	Good	Satisfactory	Unsatisfactory	Very poor	Performance Index(Out of 5 point scale)
		Values are in percent					
Bengali	68	22.06	32.35	20.59	13.24	11.76	3.40
Botany	26	11.54	42.31	23.08	7.69	15.38	3.27
Business Management	46	15.22	39.13	21.74	15.22	8.70	3.37
Centre for Tribal Languages	1	0.00	0.00	100.00	0.00	0.00	3.00
Chemical and Polymer Engineering	2	0.00	50.00	50.00	0.00	0.00	3.50
Chemistry	26	19.23	34.62	34.62	7.69	3.85	3.58
Commerce	32	21.88	31.25	25.00	15.63	6.25	3.47
Computer Science & Engineering	10	10.00	70.00	20.00	0.00	0.00	3.90
Economics	22	13.64	36.36	36.36	9.09	4.55	3.45
Education	16	43.75	37.50	18.75	0.00	0.00	4.25
Electrical Engineering	12	25.00	33.33	25.00	16.67	0.00	3.67
Electronics and Communication Engineering	12	16.67	75.00	0.00	0.00	8.33	3.92
English	64	18.75	50.00	28.13	3.13	0.00	3.84
Fine Arts	4	50.00	25.00	25.00	0.00	0.00	4.25
Forestry and Biodiversity	16	6.25	62.50	31.25	0.00	0.00	3.75
Geography and Disaster Management	18	11.11	33.33	38.89	11.11	5.56	3.33
Hindi	2	0.00	50.00	0.00	50.00	0.00	3.00
History	47	29.79	36.17	25.53	8.51	0.00	3.87
Human Physiology	15	6.67	73.33	13.33	6.67	0.00	3.80
IMD	77	15.58	40.26	41.56	1.30	1.30	3.68
Information Technology	7	14.29	28.57	57.14	0.00	0.00	3.57
Journalism and Mass Communication	1	0.00	100.00	0.00	0.00	0.00	4.00
Kokborok	44	22.73	43.18	22.73	6.82	4.55	3.73
Library and Information Science	36	5.56	41.67	38.89	5.56	8.33	3.31
Linguistics and Tribal Languages	10	20.00	50.00	30.00	0.00	0.00	3.90
Material Science and Engineering	3	0.00	33.33	33.33	33.33	0.00	3.00
Mathematics	28	17.86	32.14	32.14	3.57	14.29	3.36
Microbiology	14	21.43	35.71	28.57	14.29	0.00	3.64
Molecular Biology and Bioinformatics	12	25.00	58.33	8.33	8.33	0.00	4.00
Music	22	54.55	31.82	0.00	9.09	4.55	4.23
Philosophy	28	28.57	46.43	14.29	7.14	3.57	3.89
Physical Education	28	7.14	25.00	35.71	17.86	14.29	2.93
Physics	26	15.38	34.62	38.46	7.69	3.85	3.50
Political Science	57	15.79	35.09	40.35	3.51	5.26	3.53
Psychology	10	10.00	70.00	10.00	0.00	10.00	3.70
Rural studies	35	31.43	31.43	17.14	8.57	11.43	3.63
Sanskrit	24	50.00	41.67	4.17	4.17	0.00	4.38
Sociology	11	27.27	63.64	9.09	0.00	0.00	4.18
Statistics	8	12.50	75.00	12.50	0.00	0.00	4.00
Zoology	21	14.29	42.86	33.33	4.76	4.76	3.57
Grand Total	941	20.09	40.81	26.78	7.23	5.10	3.64

Title: Participation in the Extra-curricular Activities of the Department



Name of the Department	Total respondent (n)	Very often	Often	Sometimes	Rarely	Never	Performance Index (Out of 5 point scale)
		Values are in percent					
Bengali	68	26.47	26.47	45.59	0.00	1.47	3.76
Botany	26	23.08	15.38	38.46	23.08	0.00	3.38
Business Management	46	43.48	21.74	28.26	2.17	4.35	3.98
Centre for Tribal Languages	1	0.00	0.00	100.00	0.00	0.00	3.00
Chemical and Polymer Engineering	2	0.00	0.00	0.00	50.00	50.00	1.50
Chemistry	26	19.23	19.23	42.31	11.54	7.69	3.31
Commerce	33	36.36	12.12	42.42	9.09	0.00	3.76
Computer Science & Engineering	11	45.45	36.36	0.00	9.09	9.09	4.00
Economics	23	13.04	13.04	47.83	21.74	4.35	3.09
Education	16	6.25	31.25	62.50	0.00	0.00	3.44
Electrical Engineering	12	8.33	0.00	66.67	8.33	16.67	2.75
Electronics and Communication Engineering	12	33.33	50.00	16.67	0.00	0.00	4.17
English	64	7.81	18.75	35.94	26.56	10.94	2.86
Fine Arts	4	50.00	25.00	25.00	0.00	0.00	4.25
Forestry and Biodiversity	16	0.00	56.25	31.25	12.50	0.00	3.44
Geography and Disaster Management	18	16.67	33.33	38.89	11.11	0.00	3.56
Hindi	2	50.00	0.00	50.00	0.00	0.00	4.00
History	47	21.28	14.89	42.55	14.89	6.38	3.30
Human Physiology	15	13.33	60.00	20.00	6.67	0.00	3.80
IMD	77	11.69	29.87	44.16	12.99	1.30	3.38
Information Technology	7	28.57	14.29	28.57	14.29	14.29	3.29
Journalism and Mass Communication	1	100.00	0.00	0.00	0.00	0.00	5.00
Kokborok	44	20.45	25.00	47.73	2.27	4.55	3.55
Library and Information Science	37	10.81	37.84	40.54	5.41	5.41	3.43
Linguistics and Tribal Languages	10	10.00	10.00	60.00	10.00	10.00	3.00
Material Science and Engineering	3	0.00	0.00	33.33	0.00	66.67	1.67
Mathematics	28	7.14	21.43	42.86	17.86	10.71	2.96
Microbiology	14	21.43	21.43	28.57	21.43	7.14	3.29
Molecular Biology and Bioinformatics	12	16.67	41.67	25.00	16.67	0.00	3.58
Music	22	50.00	18.18	27.27	0.00	4.55	4.09
Philosophy	29	17.24	37.93	41.38	3.45	0.00	3.69
Physical Education	27	33.33	22.22	33.33	7.41	3.70	3.74
Physics	26	7.69	23.08	46.15	11.54	11.54	3.04
Political Science	56	14.29	33.93	32.14	14.29	5.36	3.38
Psychology	10	20.00	10.00	60.00	10.00	0.00	3.40
Rural studies	34	23.53	44.12	26.47	5.88	0.00	3.85
Sanskrit	24	41.67	16.67	41.67	0.00	0.00	4.00
Sociology	12	0.00	8.33	83.33	8.33	0.00	3.00
Statistics	8	0.00	62.50	37.50	0.00	0.00	3.63
Zoology	23	17.39	30.43	34.78	13.04	4.35	3.43
Grand Total	946	20.08	26.00	39.32	10.15	4.44	3.47

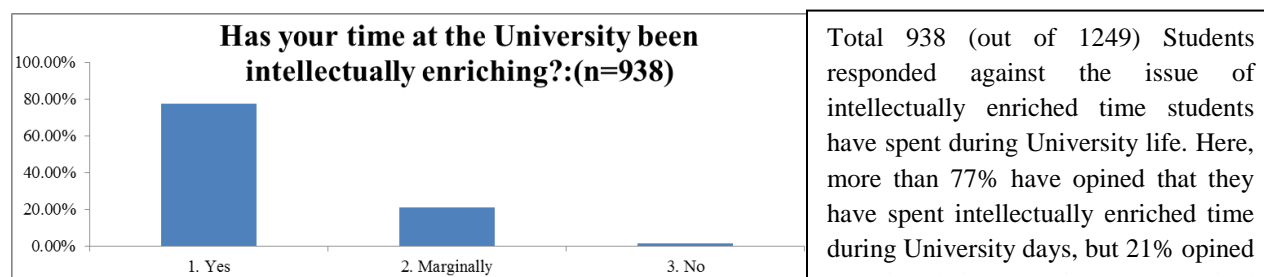
Title: Teacher's Attitude on Extra-curricular Activities



Total 945 (out of 1249) Students responded against the issue of attitude of teachers on extracurricular activities. In this issue, majority (86%) have opined that they found teachers co-operative in this regard. However, 11% respondents have also opined that they have found teachers


Name of the Department	Total respondent (n)	Co-operative	Indifferent	Discouraging	Performance Index (Out of 3 point scale)
		Values are in percent			
Bengali	67	91.04	8.96	0.00	2.91
Botany	26	80.77	19.23	0.00	2.81
Business Management	46	91.30	8.70	0.00	2.91
Centre for Tribal Languages	1	0.00	100.00	0.00	2.00
Chemical and Polymer Engineering	1	100.00	0.00	0.00	3.00
Chemistry	26	92.31	3.85	3.85	2.88
Commerce	33	87.88	12.12	0.00	2.88
Computer Science & Engineering	11	90.91	9.09	0.00	2.91
Economics	23	95.65	4.35	0.00	2.96
Education	16	93.75	0.00	6.25	2.88
Electrical Engineering	13	69.23	15.38	15.38	2.54
Electronics and Communication Engineering	12	100.00	0.00	0.00	3.00
English	64	90.63	9.38	0.00	2.91
Fine Arts	4	100.00	0.00	0.00	3.00
Forestry and Biodiversity	16	93.75	6.25	0.00	2.94
Geography and Disaster Management	18	66.67	33.33	0.00	2.67
Hindi	2	100.00	0.00	0.00	3.00
History	46	89.13	8.70	2.17	2.87
Human Physiology	15	100.00	0.00	0.00	3.00
IMD	77	85.71	12.99	1.30	2.84
Information Technology	7	85.71	14.29	0.00	2.86
Journalism and Mass Communication	1	0.00	100.00	0.00	2.00
Kokborok	44	72.73	27.27	0.00	2.73
Library and Information Science	37	81.08	13.51	5.41	2.76
Linguistics and Tribal Languages	10	100.00	0.00	0.00	3.00
Material Science and Engineering	3	100.00	0.00	0.00	3.00
Mathematics	28	64.29	32.14	3.57	2.61
Microbiology	14	100.00	0.00	0.00	3.00
Molecular Biology and Bioinformatics	12	91.67	8.33	0.00	2.92
Music	22	90.91	9.09	0.00	2.91
Philosophy	28	100.00	0.00	0.00	3.00
Physical Education	28	71.43	28.57	0.00	2.71
Physics	26	88.46	7.69	3.85	2.85
Political Science	57	80.70	14.04	5.26	2.75
Psychology	10	90.00	10.00	0.00	2.90
Rural studies	35	88.57	8.57	2.86	2.86
Sanskrit	24	91.67	4.17	4.17	2.88
Sociology	12	75.00	25.00	0.00	2.75
Statistics	8	87.50	12.50	0.00	2.88
Zoology	22	95.45	4.55	0.00	2.95
Grand Total	945	86.67	11.75	1.59	2.85

Title: Opinion on Intellectual Enrichment of Respondent's Time in University




Name of the Department	Total respondent (n)	Yes	Marginally	No	Performance Index (Out of 3 point scale)
		Values are in percent			
Bengali	67	79.10	19.40	1.49	2.78
Botany	26	69.23	30.77	0.00	2.69
Business Management	46	71.74	28.26	0.00	2.72
Centre for Tribal Languages	1	0.00	100.00	0.00	2.00
Chemical and Polymer Engineering	1	100.00	0.00	0.00	3.00
Chemistry	26	80.77	19.23	0.00	2.81
Commerce	32	87.50	9.38	3.13	2.84
Computer Science & Engineering	11	81.82	9.09	9.09	2.73
Economics	22	81.82	18.18	0.00	2.82
Education	16	93.75	6.25	0.00	2.94
Electrical Engineering	11	72.73	18.18	9.09	2.64
Electronics and Communication Engineering	12	91.67	8.33	0.00	2.92
English	64	76.56	23.44	0.00	2.77
Fine Arts	4	75.00	25.00	0.00	2.75
Forestry and Biodiversity	16	100.00	0.00	0.00	3.00
Geography and Disaster Management	18	55.56	44.44	0.00	2.56
Hindi	2	100.00	0.00	0.00	3.00
History	47	78.72	21.28	0.00	2.79
Human Physiology	15	100.00	0.00	0.00	3.00
IMD	76	72.37	25.00	2.63	2.70
Information Technology	7	85.71	14.29	0.00	2.86
Journalism and Mass Communication	1	100.00	0.00	0.00	3.00
Kokborok	44	59.09	38.64	2.27	2.57
Library and Information Science	37	78.38	21.62	0.00	2.78
Linguistics and Tribal Languages	10	80.00	20.00	0.00	2.80
Material Science and Engineering	3	66.67	33.33	0.00	2.67
Mathematics	27	66.67	25.93	7.41	2.59
Microbiology	14	78.57	21.43	0.00	2.79
Molecular Biology and Bioinformatics	12	66.67	33.33	0.00	2.67
Music	21	95.24	4.76	0.00	2.95
Philosophy	28	96.43	3.57	0.00	2.96
Physical Education	27	59.26	40.74	0.00	2.59
Physics	26	88.46	3.85	7.69	2.81
Political Science	57	71.93	26.32	1.75	2.70
Psychology	10	90.00	10.00	0.00	2.90
Rural studies	35	71.43	25.71	2.86	2.69
Sanskrit	24	100.00	0.00	0.00	3.00
Sociology	12	58.33	41.67	0.00	2.58
Statistics	7	71.43	14.29	14.29	2.57
Zoology	23	78.26	21.74	0.00	2.78
Grand Total	938	77.40	21.11	1.49	2.76

Title: The Opinion of the Respondent about University as Alumni



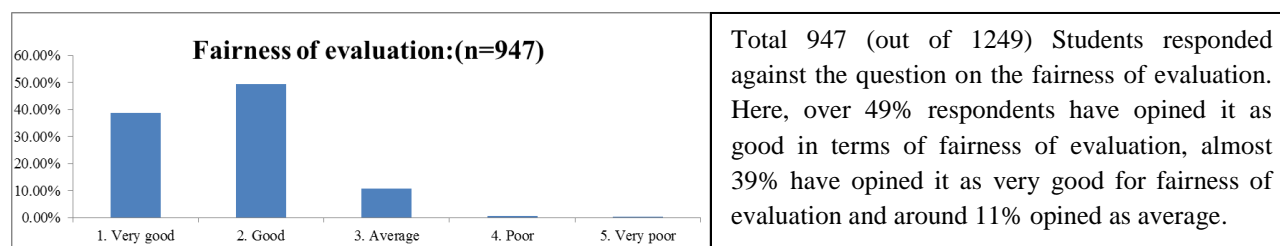
Name of the Department	Total respondent (n)	Values are in percent			Performance Index (Out of 3 point scale)
		Proudly	Indifferently	Disparagingly	
Bengali	67	98.51	1.49	0.00	2.99
Botany	26	88.46	11.54	0.00	2.88
Business Management	46	89.13	10.87	0.00	2.89
Centre for Tribal Languages	1	100.00	0.00	0.00	3.00
Chemical and Polymer Engineering	1	100.00	0.00	0.00	3.00
Chemistry	26	96.15	0.00	3.85	2.92
Commerce	33	90.91	9.09	0.00	2.91
Computer Science & Engineering	11	81.82	18.18	0.00	2.82
Economics	23	91.30	8.70	0.00	2.91
Education	16	100.00	0.00	0.00	3.00
Electrical Engineering	13	92.31	0.00	7.69	2.85
Electronics and Communication Engineering	12	100.00	0.00	0.00	3.00
English	64	95.31	4.69	0.00	2.95
Fine Arts	4	100.00	0.00	0.00	3.00
Forestry and Biodiversity	16	100.00	0.00	0.00	3.00
Geography and Disaster Management	18	77.78	22.22	0.00	2.78
Hindi	2	100.00	0.00	0.00	3.00
History	47	93.62	4.26	2.13	2.91
Human Physiology	15	100.00	0.00	0.00	3.00
IMD	76	80.26	19.74	0.00	2.80
Information Technology	7	71.43	28.57	0.00	2.71
Journalism and Mass Communication	1	0.00	100.00	0.00	2.00
Kokborok	43	86.05	13.95	0.00	2.86
Library and Information Science	37	81.08	18.92	0.00	2.81
Linguistics and Tribal Languages	10	90.00	10.00	0.00	2.90
Material Science and Engineering	3	100.00	0.00	0.00	3.00
Mathematics	28	82.14	17.86	0.00	2.82
Microbiology	14	71.43	28.57	0.00	2.71
Molecular Biology and Bioinformatics	12	83.33	16.67	0.00	2.83
Music	22	95.45	4.55	0.00	2.95
Philosophy	29	93.10	6.90	0.00	2.93
Physical Education	28	85.71	14.29	0.00	2.86
Physics	26	92.31	3.85	3.85	2.88
Political Science	57	82.46	17.54	0.00	2.82
Psychology	10	100.00	0.00	0.00	3.00
Rural studies	35	80.00	14.29	5.71	2.74
Sanskrit	24	95.83	4.17	0.00	2.96
Sociology	12	100.00	0.00	0.00	3.00
Statistics	8	75.00	25.00	0.00	2.75
Zoology	23	73.91	26.09	0.00	2.74
Grand Total	946	88.79	10.57	0.63	2.99

Title: Responses on Academic Content



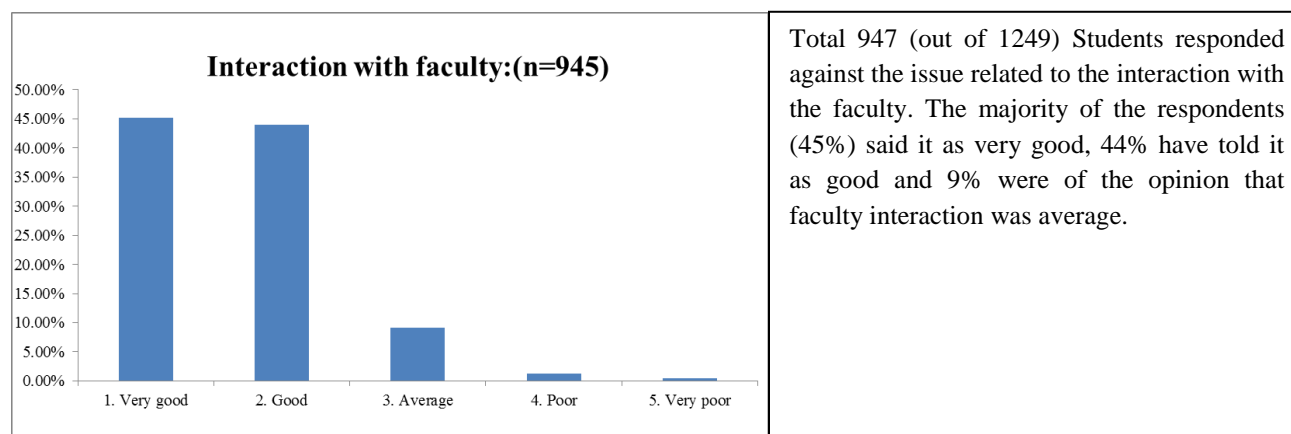
Name of the Department:	Total respondent (n)	Very good	Good	Average	Poor	Very poor	Performance Index(Out of 5 point scale)
		Values are in percent					
Bengali	68	50.00	41.18	5.88	1.47	1.47	4.37
Botany	26	50.00	42.31	7.69	0.00	0.00	4.42
Business Management	46	52.17	36.96	10.87	0.00	0.00	4.41
Centre for Tribal Languages	1	0.00	100.00	0.00	0.00	0.00	4.00
Chemical and Polymer Engineering	1	100.00	0.00	0.00	0.00	0.00	5.00
Chemistry	26	57.69	38.46	3.85	0.00	0.00	4.54
Commerce	33	42.42	51.52	6.06	0.00	0.00	4.36
Computer Science & Engineering	11	45.45	45.45	9.09	0.00	0.00	4.36
Economics	23	39.13	47.83	13.04	0.00	0.00	4.26
Education	16	62.50	37.50	0.00	0.00	0.00	4.63
Electrical Engineering	13	30.77	53.85	7.69	0.00	7.69	4.00
Electronics and Communication Engineering	12	83.33	8.33	8.33	0.00	0.00	4.75
English	64	56.25	40.63	3.13	0.00	0.00	4.53
Fine Arts	4	50.00	50.00	0.00	0.00	0.00	4.50
Forestry and Biodiversity	16	75.00	25.00	0.00	0.00	0.00	4.75
Geography and Disaster Management	17	41.18	52.94	5.88	0.00	0.00	4.35
Hindi	2	100.00	0.00	0.00	0.00	0.00	5.00
History	47	44.68	46.81	8.51	0.00	0.00	4.36
Human Physiology	15	80.00	13.33	0.00	6.67	0.00	4.67
IMD	77	28.57	62.34	9.09	0.00	0.00	4.19
Information Technology	7	28.57	57.14	14.29	0.00	0.00	4.14
Journalism and Mass Communication	1	0.00	100.00	0.00	0.00	0.00	4.00
Kokborok	43	30.23	55.81	13.95	0.00	0.00	4.16
Library and Information Science	37	24.32	51.35	18.92	0.00	5.41	3.89
Linguistics and Tribal Languages	10	50.00	50.00	0.00	0.00	0.00	4.50
Material Science and Engineering	3	33.33	66.67	0.00	0.00	0.00	4.33
Mathematics	28	39.29	42.86	14.29	3.57	0.00	4.18
Microbiology	14	35.71	57.14	7.14	0.00	0.00	4.29
Molecular Biology and Bioinformatics	12	58.33	33.33	8.33	0.00	0.00	4.50
Music	22	77.27	13.64	9.09	0.00	0.00	4.68
Philosophy	29	48.28	44.83	6.90	0.00	0.00	4.41
Physical Education	28	39.29	42.86	14.29	3.57	0.00	4.18
Physics	26	57.69	34.62	3.85	0.00	3.85	4.42
Political Science	57	40.35	49.12	8.77	1.75	0.00	4.28
Psychology	10	60.00	40.00	0.00	0.00	0.00	4.60
Rural studies	35	57.14	25.71	8.57	8.57	0.00	4.31
Sanskrit	24	54.17	41.67	4.17	0.00	0.00	4.50
Sociology	12	25.00	75.00	0.00	0.00	0.00	4.25
Statistics	8	37.50	25.00	25.00	12.50	0.00	3.88
Zoology	23	39.13	47.83	13.04	0.00	0.00	4.26
Grand Total	947	46.46	43.93	8.13	0.95	0.53	4.35

Title: Responses on Fairness of Evaluation



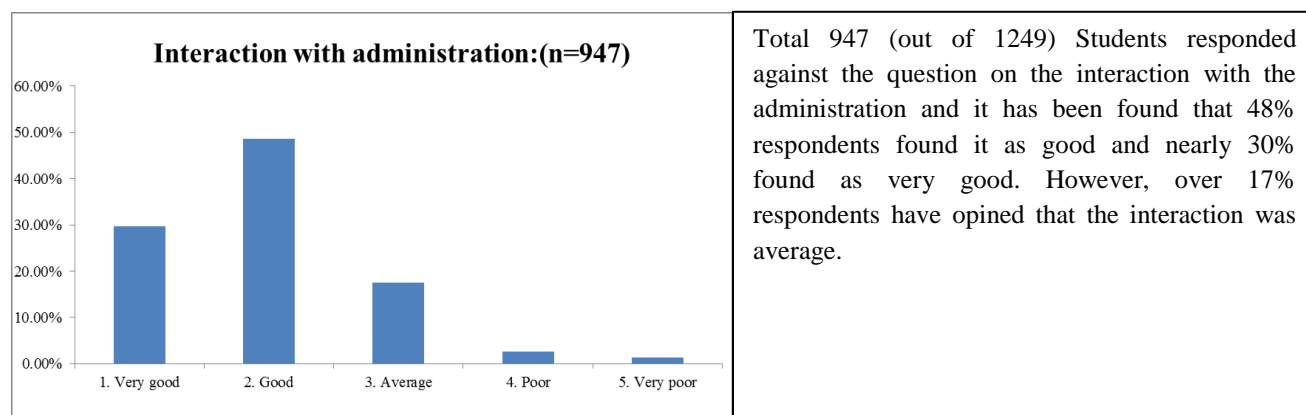
Name of the Department	Total Respondent (N)	Very good	Good	Average	Poor	Very poor	Performance Index (Out of 5 point scale)
		Values are in percent					
Bengali	68	42.65	50.00	5.88	1.47	0.00	4.34
Botany	26	34.62	46.15	19.23	0.00	0.00	4.15
Business Management	46	45.65	36.96	17.39	0.00	0.00	4.28
Centre for Tribal Languages	1	0.00	100.00	0.00	0.00	0.00	4.00
Chemical and Polymer Engineering	1	100.00	0.00	0.00	0.00	0.00	5.00
Chemistry	26	42.31	53.85	3.85	0.00	0.00	4.38
Commerce	32	40.63	56.25	3.13	0.00	0.00	4.38
Computer Science & Engineering	11	36.36	45.45	18.18	0.00	0.00	4.18
Economics	23	43.48	39.13	17.39	0.00	0.00	4.26
Education	16	56.25	37.50	6.25	0.00	0.00	4.50
Electrical Engineering	13	46.15	30.77	15.38	0.00	7.69	4.08
Electronics and Communication Engineering	12	66.67	25.00	8.33	0.00	0.00	4.58
English	64	50.00	43.75	6.25	0.00	0.00	4.44
Fine Arts	4	50.00	50.00	0.00	0.00	0.00	4.50
Forestry and Biodiversity	16	56.25	43.75	0.00	0.00	0.00	4.56
Geography and Disaster Management	18	16.67	66.67	11.11	0.00	5.56	3.89
Hindi	2	50.00	0.00	50.00	0.00	0.00	4.00
History	47	42.55	51.06	6.38	0.00	0.00	4.36
Human Physiology	15	53.33	46.67	0.00	0.00	0.00	4.53
IMD	77	23.38	66.23	10.39	0.00	0.00	4.13
Information Technology	7	14.29	71.43	14.29	0.00	0.00	4.00
Journalism and Mass Communication	1	0.00	100.00	0.00	0.00	0.00	4.00
Kokborok	43	18.60	55.81	20.93	4.65	0.00	3.88
Library and Information Science	37	21.62	59.46	16.22	2.70	0.00	4.00
Linguistics and Tribal Languages	10	40.00	60.00	0.00	0.00	0.00	4.40
Material Science and Engineering	3	33.33	33.33	33.33	0.00	0.00	4.00
Mathematics	28	42.86	46.43	10.71	0.00	0.00	4.32
Microbiology	14	28.57	57.14	14.29	0.00	0.00	4.14
Molecular Biology and Bioinformatics	12	58.33	33.33	8.33	0.00	0.00	4.50
Music	22	63.64	27.27	9.09	0.00	0.00	4.55
Philosophy	29	31.03	58.62	10.34	0.00	0.00	4.21
Physical Education	28	25.00	57.14	17.86	0.00	0.00	4.07
Physics	26	50.00	46.15	0.00	0.00	3.85	4.38
Political Science	57	26.32	56.14	14.04	3.51	0.00	4.05
Psychology	10	40.00	40.00	20.00	0.00	0.00	4.20
Rural studies	35	48.57	28.57	20.00	2.86	0.00	4.23
Sanskrit	24	45.83	45.83	8.33	0.00	0.00	4.38
Sociology	12	16.67	75.00	8.33	0.00	0.00	4.08
Statistics	8	75.00	0.00	25.00	0.00	0.00	4.50
Zoology	23	43.48	52.17	4.35	0.00	0.00	4.39
Grand Total	947	38.75	49.31	10.88	0.74	0.32	4.25

Title: Responses on Interaction with Faculty



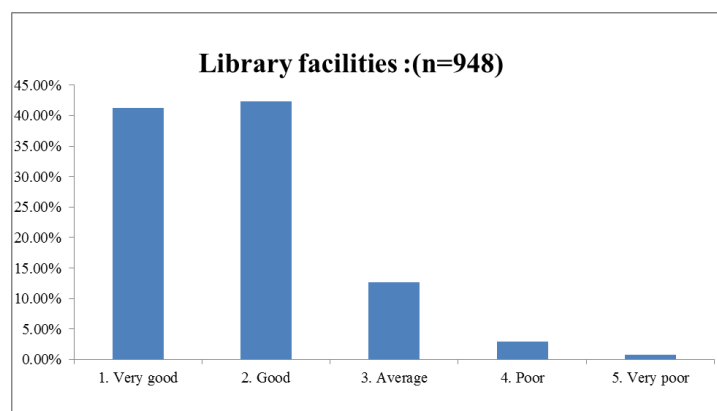
Name of the Department	Total respondent (n)	Very good	Good	Average	Poor	Very poor	Performance Index(Out of 5 point scale)
		Values are in percent					
Bengali	68	45.59	35.29	16.18	1.47	1.47	4.22
Botany	26	57.69	26.92	15.38	0.00	0.00	4.42
Business Management	45	51.11	42.22	6.67	0.00	0.00	4.44
Centre for Tribal Languages	1	0.00	100.00	0.00	0.00	0.00	4.00
Chemical and Polymer Engineering	1	100.00	0.00	0.00	0.00	0.00	5.00
Chemistry	26	50.00	38.46	11.54	0.00	0.00	4.38
Commerce	33	60.61	33.33	6.06	0.00	0.00	4.55
Computer Science & Engineering	11	54.55	36.36	9.09	0.00	0.00	4.45
Economics	23	30.43	56.52	13.04	0.00	0.00	4.17
Education	16	68.75	25.00	6.25	0.00	0.00	4.63
Electrical Engineering	13	38.46	46.15	7.69	0.00	7.69	4.08
Electronics and Communication Engineering	12	83.33	16.67	0.00	0.00	0.00	4.83
English	64	54.69	43.75	1.56	0.00	0.00	4.53
Fine Arts	4	75.00	25.00	0.00	0.00	0.00	4.75
Forestry and Biodiversity	16	68.75	31.25	0.00	0.00	0.00	4.69
Geography and Disaster Management	18	27.78	50.00	22.22	0.00	0.00	4.06
Hindi	2	50.00	50.00	0.00	0.00	0.00	4.50
History	47	40.43	46.81	10.64	2.13	0.00	4.26
Human Physiology	15	73.33	26.67	0.00	0.00	0.00	4.73
IMD	77	27.27	58.44	10.39	3.90	0.00	4.09
Information Technology	7	57.14	42.86	0.00	0.00	0.00	4.57
Journalism and Mass Communication	1	0.00	100.00	0.00	0.00	0.00	4.00
Kokborok	43	20.93	58.14	20.93	0.00	0.00	4.00
Library and Information Science	37	37.84	43.24	16.22	0.00	2.70	4.14
Linguistics and Tribal Languages	10	70.00	30.00	0.00	0.00	0.00	4.70
Material Science and Engineering	3	33.33	66.67	0.00	0.00	0.00	4.33
Mathematics	28	53.57	35.71	3.57	7.14	0.00	4.36
Microbiology	14	50.00	50.00	0.00	0.00	0.00	4.50
Molecular Biology and Bioinformatics	12	58.33	33.33	8.33	0.00	0.00	4.50
Music	22	81.82	9.09	9.09	0.00	0.00	4.73
Philosophy	29	34.48	55.17	10.34	0.00	0.00	4.24
Physical Education	28	32.14	60.71	3.57	3.57	0.00	4.21
Physics	26	69.23	23.08	3.85	0.00	3.85	4.54
Political Science	56	25.00	60.71	8.93	5.36	0.00	4.05
Psychology	10	40.00	50.00	10.00	0.00	0.00	4.30
Rural studies	34	50.00	35.29	11.76	2.94	0.00	4.32
Sanskrit	24	50.00	37.50	12.50	0.00	0.00	4.38
Sociology	12	8.33	83.33	8.33	0.00	0.00	4.00
Statistics	8	25.00	75.00	0.00	0.00	0.00	4.25
Zoology	23	43.48	52.17	4.35	0.00	0.00	4.39
Grand Total	945	45.19	44.02	9.10	1.27	0.42	4.32

Title: Responses on the Interaction with Administration



Name of the Department	Total respondent (n)	Very good	Good	Average	Poor	Very poor	Performance Index(Out of 5 point scale)
		Values are in percent					
Bengali	68	39.71	50.00	7.35	1.47	1.47	4.25
Botany	26	15.38	30.77	42.31	11.54	0.00	3.50
Business Management	45	17.78	55.56	15.56	0.00	11.11	3.69
Centre for Tribal Languages	1	0.00	100.00	0.00	0.00	0.00	4.00
Chemical and Polymer Engineering	2	50.00	0.00	0.00	50.00	0.00	3.50
Chemistry	26	34.62	46.15	15.38	3.85	0.00	4.12
Commerce	33	33.33	45.45	18.18	0.00	3.03	4.06
Computer Science & Engineering	11	27.27	63.64	9.09	0.00	0.00	4.18
Economics	23	17.39	56.52	26.09	0.00	0.00	3.91
Education	16	56.25	43.75	0.00	0.00	0.00	4.56
Electrical Engineering	12	33.33	41.67	25.00	0.00	0.00	4.08
Electronics and Communication Engineering	12	58.33	33.33	8.33	0.00	0.00	4.50
English	64	35.94	37.50	26.56	0.00	0.00	4.09
Fine Arts	4	75.00	25.00	0.00	0.00	0.00	4.75
Forestry and Biodiversity	16	37.50	56.25	6.25	0.00	0.00	4.31
Geography and Disaster Management	18	22.22	44.44	27.78	0.00	5.56	3.78
Hindi	2	50.00	50.00	0.00	0.00	0.00	4.50
History	47	34.04	44.68	19.15	2.13	0.00	4.11
Human Physiology	15	26.67	53.33	13.33	6.67	0.00	4.00
IMD	77	22.08	57.14	16.88	3.90	0.00	3.97
Information Technology	7	42.86	42.86	14.29	0.00	0.00	4.29
Journalism and Mass Communication	1	100.00	0.00	0.00	0.00	0.00	5.00
Kokborok	43	25.58	53.49	20.93	0.00	0.00	4.05
Library and Information Science	37	18.92	54.05	21.62	5.41	0.00	3.86
Linguistics and Tribal Languages	10	30.00	60.00	10.00	0.00	0.00	4.20
Material Science and Engineering	3	0.00	100.00	0.00	0.00	0.00	4.00
Mathematics	28	35.71	50.00	10.71	3.57	0.00	4.18
Microbiology	14	28.57	50.00	14.29	7.14	0.00	4.00
Molecular Biology and Bioinformatics	12	25.00	58.33	16.67	0.00	0.00	4.08
Music	22	59.09	31.82	9.09	0.00	0.00	4.50
Philosophy	29	31.03	44.83	24.14	0.00	0.00	4.07
Physical Education	28	21.43	53.57	17.86	3.57	3.57	3.86
Physics	26	19.23	34.62	30.77	3.85	11.54	3.46
Political Science	57	19.30	57.89	14.04	7.02	1.75	3.86
Psychology	10	50.00	50.00	0.00	0.00	0.00	4.50
Rural studies	35	34.29	40.00	20.00	5.71	0.00	4.03
Sanskrit	24	41.67	54.17	4.17	0.00	0.00	4.38
Sociology	12	8.33	66.67	25.00	0.00	0.00	3.83
Statistics	8	12.50	25.00	50.00	12.50	0.00	3.38
Zoology	23	26.09	52.17	17.39	4.35	0.00	4.00
Grand Total	947	29.78	48.68	17.53	2.64	1.37	4.03

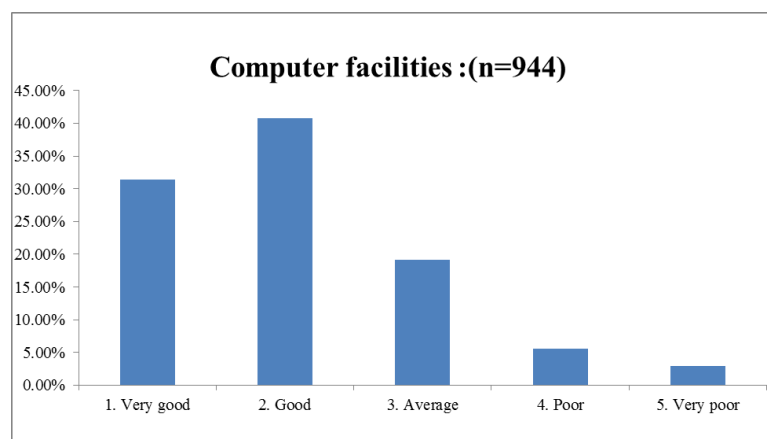
Title: Responses on Library Facilities



Total 948 (out of 1249) Students responded against the issues related to library facilities and it has been evident that most of the students were quite satisfied with the existing library facilities. The result shows 42% responded library facilities as good and 41% opined it as very good. However, over 12% respondent found it as average.

Name of the Department	Total respondent (n)	Very good	Good	Average	Poor	Very poor	Performance Index(Out of 5 point scale)
		Values are in percent					
Bengali	68	52.94	25.00	13.24	5.88	2.94	4.19
Botany	26	30.77	50.00	15.38	3.85	0.00	4.08
Business management	46	30.43	50.00	15.22	4.35	0.00	4.07
Centre for Tribal Languages	1	0.00	100.00	0.00	0.00	0.00	4.00
Chemical and Polymer Engineering	2	50.00	0.00	0.00	50.00	0.00	3.50
Chemistry	26	61.54	26.92	11.54	0.00	0.00	4.50
Commerce	33	48.48	39.39	9.09	0.00	3.03	4.30
Computer Science & Engineering	11	27.27	72.73	0.00	0.00	0.00	4.27
Economics	23	43.48	39.13	17.39	0.00	0.00	4.26
Education	16	68.75	18.75	12.50	0.00	0.00	4.56
Electrical Engineering	13	46.15	23.08	23.08	7.69	0.00	4.08
Electronics and Communication Engineering	12	50.00	33.33	16.67	0.00	0.00	4.33
English	64	39.06	40.63	12.50	7.81	0.00	4.11
Fine Arts	4	75.00	25.00	0.00	0.00	0.00	4.75
Forestry and Biodiversity	16	31.25	50.00	18.75	0.00	0.00	4.13
Geography and Disaster Management	18	16.67	50.00	27.78	5.56	0.00	3.78
Hindi	2	50.00	50.00	0.00	0.00	0.00	4.50
History	47	55.32	31.91	12.77	0.00	0.00	4.43
Human Physiology	15	26.67	66.67	6.67	0.00	0.00	4.20
IMD	76	25.00	59.21	11.84	3.95	0.00	4.05
Information Technology	7	28.57	57.14	14.29	0.00	0.00	4.14
Journalism and Mass Communication	1	0.00	100.00	0.00	0.00	0.00	4.00
Kokborok	43	46.51	44.19	4.65	4.65	0.00	4.33
Library and Information Science	37	45.95	37.84	13.51	2.70	0.00	4.27
Linguistics and Tribal Languages	10	50.00	30.00	20.00	0.00	0.00	4.30
Material Science and Engineering	3	0.00	100.00	0.00	0.00	0.00	4.00
Mathematics	28	64.29	14.29	14.29	7.14	0.00	4.36
Microbiology	14	28.57	71.43	0.00	0.00	0.00	4.29
Molecular Biology and Bioinformatics	12	58.33	41.67	0.00	0.00	0.00	4.58
Music	22	59.09	22.73	13.64	0.00	4.55	4.32
Philosophy	29	41.38	48.28	10.34	0.00	0.00	4.31
Physical Education	28	17.86	53.57	17.86	10.71	0.00	3.79
Physics	26	42.31	46.15	7.69	0.00	3.85	4.23
Political Science	57	29.82	56.14	8.77	1.75	3.51	4.07
Psychology	10	30.00	50.00	20.00	0.00	0.00	4.10
Rural studies	35	54.29	31.43	14.29	0.00	0.00	4.40
Sanskrit	24	41.67	37.50	16.67	4.17	0.00	4.17
Sociology	12	33.33	41.67	25.00	0.00	0.00	4.08
Statistics	8	25.00	50.00	25.00	0.00	0.00	4.00
Zoology	23	39.13	47.83	13.04	0.00	0.00	4.26
Grand Total	948	41.24	42.41	12.66	2.95	0.74	4.20

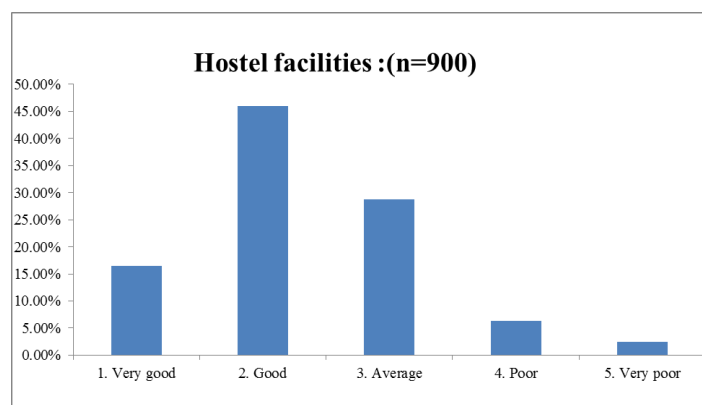
Title: Responses on Computer Facilities



Total 944 (out of 1249) Students responded against the issues related to computer facilities available in the University. The opinion shows that around 41% considers it good, 31% opines it as very good and over 19% consider it average. On the other hand, it is only 5% and 3% respondents who have opined the computer facilities that University provides are poor and very poor respectively.

Name of the Department	Total respondent (n)	Very good	Good	Average	Poor	Very poor	Performance Index (Out of 5 point scale)
		Values are in percent					
Bengali	68	33.82	32.35	23.53	8.82	1.47	3.88
Botany	26	26.92	34.62	34.62	0.00	3.85	3.81
Business Management	46	32.61	45.65	19.57	0.00	2.17	4.07
Centre for Tribal Languages	1	0.00	100.00	0.00	0.00	0.00	4.00
Chemical and Polymer Engineering	2	50.00	0.00	0.00	0.00	50.00	3.00
Chemistry	26	42.31	30.77	15.38	3.85	7.69	3.96
Commerce	32	59.38	37.50	3.13	0.00	0.00	4.56
Computer Science & Engineering	11	63.64	36.36	0.00	0.00	0.00	4.64
Economics	23	21.74	26.09	34.78	8.70	8.70	3.43
Education	16	50.00	37.50	12.50	0.00	0.00	4.38
Electrical Engineering	13	38.46	15.38	15.38	15.38	15.38	3.46
Electronics and Communication Engineering	12	58.33	33.33	8.33	0.00	0.00	4.50
English	64	28.13	45.31	17.19	6.25	3.13	3.89
Fine Arts	4	50.00	50.00	0.00	0.00	0.00	4.50
Forestry and Biodiversity	16	37.50	43.75	18.75	0.00	0.00	4.19
Geography and Disaster Management	18	5.56	38.89	44.44	5.56	5.56	3.33
Hindi	2	0.00	50.00	50.00	0.00	0.00	3.50
History	47	42.55	34.04	19.15	4.26	0.00	4.15
Human Physiology	15	33.33	46.67	20.00	0.00	0.00	4.13
IMD	77	16.88	45.45	25.97	9.09	2.60	3.65
Information Technology	7	14.29	71.43	14.29	0.00	0.00	4.00
Journalism and Mass Communication	1	0.00	0.00	0.00	100.00	0.00	2.00
Kokborok	43	9.30	51.16	20.93	11.63	6.98	3.44
Library and Information Science	37	45.95	43.24	8.11	0.00	2.70	4.30
Linguistics and Tribal Languages	8	37.50	50.00	12.50	0.00	0.00	4.25
Material Science and Engineering	2	50.00	50.00	0.00	0.00	0.00	4.50
Mathematics	28	53.57	28.57	3.57	3.57	10.71	4.11
Microbiology	14	28.57	35.71	21.43	14.29	0.00	3.79
Molecular Biology and Bioinformatics	12	41.67	33.33	25.00	0.00	0.00	4.17
Music	22	59.09	18.18	13.64	4.55	4.55	4.23
Philosophy	29	31.03	41.38	27.59	0.00	0.00	4.03
Physical Education	28	3.57	46.43	32.14	17.86	0.00	3.36
Physics	26	30.77	57.69	7.69	0.00	3.85	4.12
Political Science	57	26.32	36.84	21.05	10.53	5.26	3.68
Psychology	10	10.00	70.00	20.00	0.00	0.00	3.90
Rural studies	35	34.29	42.86	14.29	8.57	0.00	4.03
Sanskrit	24	29.17	41.67	12.50	12.50	4.17	3.79
Sociology	12	8.33	66.67	25.00	0.00	0.00	3.83
Statistics	8	12.50	50.00	25.00	12.50	0.00	3.63
Zoology	22	27.27	54.55	18.18	0.00	0.00	4.09
Grand Total	944	31.46	40.78	19.17	5.61	2.97	3.92

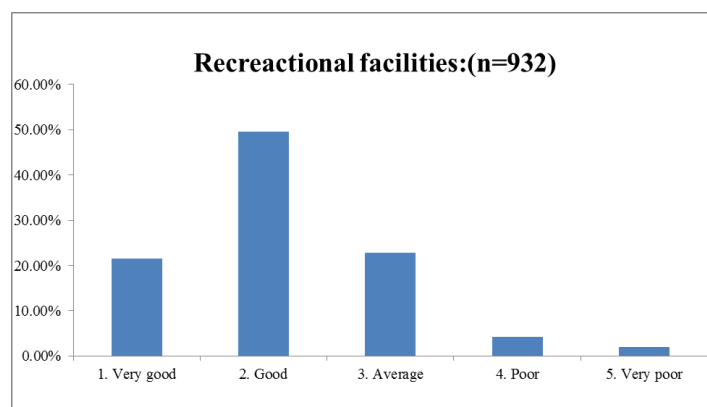
Title: Responses on Hostel Facilities



Total 900 (out of 1249) Students responded against the question related to hostel facilities. It has been seen that majority (46%) respondents consider they have had good hostel facilities, around 16% respondents were of the opinion that they got very good hostel facilities and around 29% have opined that they had average hostel facilities. However, 6% respondents and 2% have opined that it is poor and very poor respectively.

Name of the Department	Total respondent (n)	Very good	Good	Average	Poor	Very poor	Performance Index(Out of 5 point scale)
		Values are in percent					
Bengali	66	15.15	48.48	34.85	0.00	1.52	3.76
Botany	24	8.33	41.67	37.50	12.50	0.00	3.46
Business Management	45	4.44	46.67	26.67	11.11	11.11	3.22
Centre for Tribal Languages	1	0.00	100.00	0.00	0.00	0.00	4.00
Chemical and Polymer Engineering	1	100.00	0.00	0.00	0.00	0.00	5.00
Chemistry	26	19.23	57.69	15.38	7.69	0.00	3.88
Commerce	31	12.90	64.52	19.35	0.00	3.23	3.84
Computer Science & Engineering	10	30.00	60.00	10.00	0.00	0.00	4.20
Economics	21	23.81	47.62	28.57	0.00	0.00	3.95
Education	16	43.75	37.50	12.50	0.00	6.25	4.13
Electrical Engineering	10	40.00	30.00	30.00	0.00	0.00	4.10
Electronics and Communication Engineering	12	8.33	58.33	16.67	0.00	16.67	3.42
English	61	18.03	50.82	22.95	8.20	0.00	3.79
Fine Arts	4	50.00	25.00	25.00	0.00	0.00	4.25
Forestry and Biodiversity	16	6.25	56.25	37.50	0.00	0.00	3.69
Geography and Disaster Management	18	16.67	33.33	33.33	16.67	0.00	3.50
Hindi	2	0.00	50.00	50.00	0.00	0.00	3.50
History	47	27.66	44.68	23.40	4.26	0.00	3.96
Human Physiology	15	6.67	53.33	26.67	6.67	6.67	3.47
IMD	75	6.67	57.33	29.33	6.67	0.00	3.64
Information Technology	6	16.67	50.00	33.33	0.00	0.00	3.83
Journalism and Mass Communication	1	0.00	100.00	0.00	0.00	0.00	4.00
Kokborok	41	14.63	53.66	19.51	9.76	2.44	3.68
Library and Information Science	33	3.03	36.36	51.52	3.03	6.06	3.27
Linguistics and Tribal Languages	8	25.00	75.00	0.00	0.00	0.00	4.25
Mathematics	24	29.17	37.50	25.00	8.33	0.00	3.88
Microbiology	13	23.08	30.77	23.08	23.08	0.00	3.54
Molecular Biology and Bioinformatics	9	22.22	33.33	44.44	0.00	0.00	3.78
Music	22	40.91	31.82	22.73	4.55	0.00	4.09
Philosophy	28	25.00	35.71	35.71	3.57	0.00	3.82
Physical Education	28	0.00	21.43	42.86	25.00	10.71	2.75
Physics	25	8.00	40.00	44.00	0.00	8.00	3.40
Political Science	56	17.86	48.21	25.00	5.36	3.57	3.71
Psychology	8	25.00	37.50	37.50	0.00	0.00	3.88
Rural studies	35	17.14	42.86	28.57	8.57	2.86	3.63
Sanskrit	24	29.17	58.33	8.33	4.17	0.00	4.13
Sociology	12	8.33	25.00	66.67	0.00	0.00	3.42
Statistics	6	0.00	0.00	66.67	33.33	0.00	2.67
Zoology	20	10.00	40.00	35.00	15.00	0.00	3.45
Grand Total	900	16.44	46.00	28.78	6.33	2.44	3.68

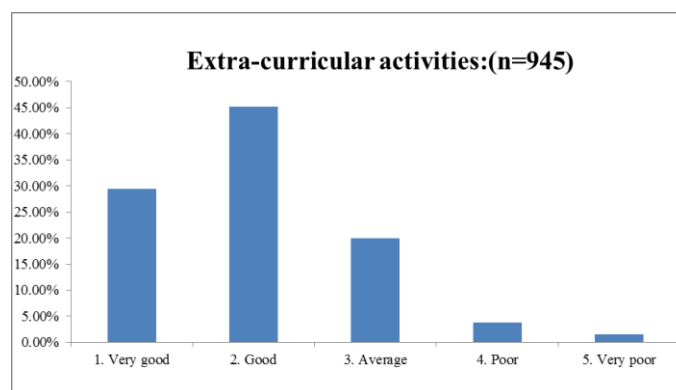
Title: Responses on Recreational Facilities



Total 932 (out of 1249) Students responded against the question on recreational facilities. It has been evident that majority of the respondents (49.57%) have opined that it is good, 21.46% have opined that they have enjoyed very good recreational facilities. Besides, 22% respondents were of the opinion that the recreational facilities were average.

Name of the Department	Total respondent (n)	Very good	Good	Average	Poor	Very poor	Performance Index(Out of 5 point scale)
		Values are in percent					
Bengali	67	22.39	53.73	22.39	1.49	0.00	3.97
Botany	26	3.85	61.54	26.92	3.85	3.85	3.58
Business Management	46	10.87	63.04	15.22	0.00	10.87	3.63
Centre for Tribal languages	1	0.00	100.00	0.00	0.00	0.00	4.00
Chemical and Polymer Engineering	1	100.00	0.00	0.00	0.00	0.00	5.00
Chemistry	26	30.77	50.00	15.38	3.85	0.00	4.08
Commerce	32	37.50	37.50	25.00	0.00	0.00	4.13
Computer Science & Engineering	11	45.45	45.45	9.09	0.00	0.00	4.36
Economics	22	18.18	54.55	18.18	9.09	0.00	3.82
Education	16	43.75	37.50	12.50	0.00	6.25	4.13
Electrical Engineering	13	30.77	30.77	15.38	15.38	7.69	3.62
Electronics and Communication Engineering	12	25.00	66.67	8.33	0.00	0.00	4.17
English	63	23.81	50.79	20.63	1.59	3.17	3.90
Fine Arts	4	50.00	25.00	25.00	0.00	0.00	4.25
Forestry and Biodiversity	16	43.75	43.75	12.50	0.00	0.00	4.31
Geography and Disaster Management	18	5.56	55.56	27.78	0.00	11.11	3.44
Hindi	2	0.00	100.00	0.00	0.00	0.00	4.00
History	47	31.91	40.43	23.40	4.26	0.00	4.00
Human Physiology	15	13.33	80.00	6.67	0.00	0.00	4.07
IMD	77	11.69	54.55	31.17	2.60	0.00	3.75
Information Technology	6	16.67	66.67	16.67	0.00	0.00	4.00
Journalism and Mass Communication	1	0.00	100.00	0.00	0.00	0.00	4.00
Kokborok	43	9.30	39.53	23.26	27.91	0.00	3.30
Library and Information Science	36	8.33	61.11	25.00	5.56	0.00	3.72
Linguistics and Tribal Languages	8	25.00	62.50	12.50	0.00	0.00	4.13
Material Science and Engineering	2	0.00	100.00	0.00	0.00	0.00	4.00
Mathematics	27	29.63	33.33	25.93	7.41	3.70	3.78
Microbiology	13	23.08	46.15	15.38	7.69	7.69	3.69
Molecular Biology and Bioinformatics	12	41.67	25.00	33.33	0.00	0.00	4.08
Music	22	54.55	22.73	22.73	0.00	0.00	4.32
Philosophy	29	17.24	55.17	27.59	0.00	0.00	3.90
Physical Education	28	21.43	35.71	28.57	10.71	3.57	3.61
Physics	26	7.69	50.00	34.62	0.00	7.69	3.50
Political Science	56	17.86	50.00	23.21	5.36	3.57	3.73
Psychology	10	10.00	70.00	20.00	0.00	0.00	3.90
Rural studies	35	28.57	40.00	25.71	5.71	0.00	3.91
Sanskrit	24	33.33	45.83	20.83	0.00	0.00	4.13
Sociology	12	16.67	58.33	16.67	8.33	0.00	3.83
Statistics	6	0.00	33.33	66.67	0.00	0.00	3.33
Zoology	21	9.52	61.90	23.81	4.76	0.00	3.76
Grand Total	932	21.46	49.57	22.75	4.18	2.04	3.84

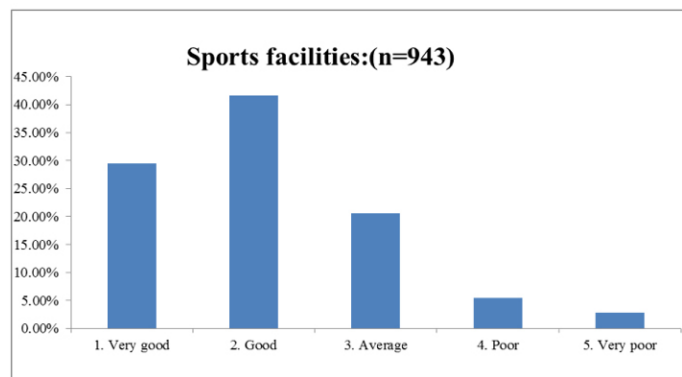
Title: Responses on Extra-curricular Activities



Total 945 (out of 1249) Students responded against the issue of extra-curricular activities where, 45% have opined that extra-curricular activities were good, 29% said it is very good and 20% opined it as average.


Name of the Department	Total respondent (n)	Very good	Good	Average	Poor	Very poor	Performance Index(Out of 5 point scale)
		Values are in percent					
Bengali	68	44.12	33.82	20.59	1.47	0.00	4.21
Botany	26	19.23	42.31	38.46	0.00	0.00	3.81
Business management	46	32.61	45.65	15.22	2.17	4.35	4.00
Centre for Tribal languages	1	0.00	100.00	0.00	0.00	0.00	4.00
Chemical and Polymer Engineering	2	50.00	0.00	50.00	0.00	0.00	4.00
Chemistry	26	42.31	46.15	11.54	0.00	0.00	4.31
Commerce	32	40.63	40.63	15.63	0.00	3.13	4.16
Computer Science & Engineering	11	45.45	45.45	9.09	0.00	0.00	4.36
Economics	23	26.09	60.87	13.04	0.00	0.00	4.13
Education	16	62.50	18.75	12.50	6.25	0.00	4.38
Electrical Engineering	13	30.77	23.08	30.77	7.69	7.69	3.62
Electronics and Communication Engineering	12	25.00	50.00	25.00	0.00	0.00	4.00
English	64	35.94	45.31	14.06	3.13	1.56	4.11
Fine Arts	4	50.00	50.00	0.00	0.00	0.00	4.50
Forestry and Biodiversity	16	31.25	50.00	18.75	0.00	0.00	4.13
Geography and Disaster Management	18	11.11	38.89	33.33	16.67	0.00	3.44
Hindi	2	0.00	50.00	0.00	50.00	0.00	3.00
History	47	38.30	36.17	19.15	4.26	2.13	4.04
Human Physiology	15	40.00	60.00	0.00	0.00	0.00	4.40
IMD	77	16.88	53.25	24.68	3.90	1.30	3.81
Information Technology	7	14.29	71.43	14.29	0.00	0.00	4.00
Journalism and Mass Communication	1	0.00	100.00	0.00	0.00	0.00	4.00
Kokborok	43	11.63	53.49	18.60	11.63	4.65	3.56
Library and Information Science	37	10.81	56.76	27.03	5.41	0.00	3.73
Linguistics and Tribal Languages	8	37.50	50.00	12.50	0.00	0.00	4.25
Material Science and Engineering	3	33.33	33.33	33.33	0.00	0.00	4.00
Mathematics	28	35.71	32.14	25.00	0.00	7.14	3.89
Microbiology	14	28.57	42.86	21.43	7.14	0.00	3.93
Molecular Biology and Bioinformatics	12	33.33	33.33	33.33	0.00	0.00	4.00
Music	22	63.64	13.64	18.18	0.00	4.55	4.32
Philosophy	29	27.59	62.07	10.34	0.00	0.00	4.17
Physical Education	28	14.29	46.43	28.57	7.14	3.57	3.61
Physics	26	19.23	42.31	30.77	3.85	3.85	3.69
Political Science	56	17.86	50.00	21.43	8.93	1.79	3.73
Psychology	10	20.00	40.00	40.00	0.00	0.00	3.80
Rural studies	35	40.00	37.14	17.14	5.71	0.00	4.11
Sanskrit	24	33.33	54.17	8.33	4.17	0.00	4.17
Sociology	12	25.00	25.00	41.67	8.33	0.00	3.67
Statistics	8	25.00	62.50	12.50	0.00	0.00	4.13
Zoology	23	17.39	69.57	8.70	4.35	0.00	4.00
Grand Total	945	29.42	45.19	20.00	3.81	1.59	3.97

Title: Responses on Sports Facilities



Total 947 (out of 1249) Students responded against the question related to the sports facilities offered by the University. In this regard, it has been seen that 41.57% respondents opined that they have enjoyed good sports facilities, 29% opined that they have experienced very good sports facilities and over 20% said they have experienced average sports facilities. On the other hand, 5% respondents were of the opinion that sports facilities are poor.

Name of the Department	Total respondent (n)	Very good	Good	Average	Poor	Very poor	Performance Index(Out of 5 point scale)
		Values are in percent					
Bengali	68	36.76	36.76	22.06	4.41	0.00	4.06
Botany	26	11.54	38.46	38.46	11.54	0.00	3.50
Business management	46	19.57	52.17	21.74	2.17	4.35	3.80
Centre for Tribal languages	1	0.00	100.00	0.00	0.00	0.00	4.00
Chemical and Polymer Engineering	2	50.00	0.00	0.00	0.00	50.00	3.00
Chemistry	26	38.46	42.31	19.23	0.00	0.00	4.19
Commerce	32	31.25	40.63	15.63	3.13	9.38	3.81
Computer Science & Engineering	11	54.55	36.36	0.00	9.09	0.00	4.36
Economics	23	21.74	60.87	17.39	0.00	0.00	4.04
Education	16	62.50	31.25	0.00	6.25	0.00	4.50
Electrical Engineering	13	38.46	38.46	23.08	0.00	0.00	4.15
Electronics and Communication Engineering	12	25.00	66.67	0.00	0.00	8.33	4.00
English	64	32.81	40.63	20.31	3.13	3.13	3.97
Fine Arts	4	75.00	25.00	0.00	0.00	0.00	4.75
Forestry and Biodiversity	16	37.50	37.50	18.75	6.25	0.00	4.06
Geography and Disaster Management	18	11.11	38.89	33.33	5.56	11.11	3.33
Hindi	2	50.00	0.00	0.00	0.00	50.00	3.00
History	47	40.43	27.66	21.28	8.51	2.13	3.96
Human Physiology	15	20.00	53.33	20.00	6.67	0.00	3.87
IMD	77	27.27	41.56	20.78	6.49	3.90	3.82
Information Technology	7	14.29	71.43	14.29	0.00	0.00	4.00
Journalism and Mass Communication	1	0.00	100.00	0.00	0.00	0.00	4.00
Kokborok	43	20.93	37.21	20.93	18.60	2.33	3.56
Library and Information Science	37	13.51	45.95	29.73	10.81	0.00	3.62
Linguistics and Tribal Languages	9	44.44	44.44	11.11	0.00	0.00	4.33
Material Science and Engineering	3	33.33	33.33	33.33	0.00	0.00	4.00
Mathematics	28	25.00	35.71	28.57	3.57	7.14	3.68
Microbiology	13	15.38	53.85	15.38	15.38	0.00	3.69
Molecular Biology and Bioinformatics	12	25.00	25.00	33.33	16.67	0.00	3.58
Music	22	54.55	27.27	9.09	4.55	4.55	4.23
Philosophy	29	27.59	51.72	20.69	0.00	0.00	4.07
Physical Education	28	32.14	39.29	14.29	10.71	3.57	3.86
Physics	26	15.38	57.69	19.23	3.85	3.85	3.77
Political Science	55	20.00	49.09	18.18	3.64	9.09	3.67
Psychology	9	22.22	55.56	22.22	0.00	0.00	4.00
Rural studies	35	48.57	28.57	20.00	2.86	0.00	4.23
Sanskrit	24	37.50	41.67	20.83	0.00	0.00	4.17
Sociology	12	16.67	33.33	41.67	8.33	0.00	3.58
Statistics	8	12.50	25.00	50.00	12.50	0.00	3.38
Zoology	23	34.78	43.48	17.39	4.35	0.00	4.09
Grand Total	943	29.48	41.57	20.57	5.51	2.86	4.06


 Director
 IQAC, Tripura University
 Agartala-799022, Tripura.